

FOR THE ATTENTION OF THE ENGINEER IN CHARGE



Kit NN5745 Installation Instructions



Putting Sound in the Picture

Calrec Audio Ltd

Nutclough Mill
Hebden Bridge
West Yorkshire
England UK
HX7 8EZ

Tel: +44 (0)1422 842159
Fax: +44 (0)1422 845244
Email: enquiries@calrec.com

calrec.com

No part of this document may be reproduced or transmitted in any form or by any means, electronic or mechanical, including photocopying and scanning, for any purpose, without the prior written consent of Calrec Audio Ltd.

Whilst the Company ensures that all details in this document are correct at the time of publication, we reserve the right to alter specifications and equipment without notice. Any changes we make will be reflected in subsequent issues of this document. The latest version will be available upon request. This publication is for International usage.

Calrec Audio Ltd reserve the right to change specifications without notice. E & O.E.

The established policy of Calrec Audio Ltd. is to seek improvements to the design, specifications and manufacture of all products. It is not always possible to provide notice outside the company of the alterations that take place continually.

Despite considerable effort to produce up to date information, no literature published by the company nor any other material that may be provided should be regarded as an infallible guide to the specifications available nor does it constitute an offer for sale of any particular product.

Alpha, Sigma, Omega, Zeta, Hydra Audio Networking and Bluefin High Density Signal Processing (HDSP) are registered trade marks of Calrec Audio Ltd. All other trade marks are acknowledged.

© 2008 Calrec Audio Ltd. All Rights Reserved.

ZH5527-2 PSU RACK INSULATOR BOARD

Why should this be fitted?

A potential problem has been identified where the rear panel of a ZN5526 PSU could short against the DC connector contact pins on the ZH5527-2 PSU Rack Backplane.

Please ensure that the insulator board provided is fitted. This is a very simple and quick operation (approx 5 minutes) and will prevent the possibility of a short occurring.

Please help us to help you by letting Calrec Support know when the insulator has been fitted. I know it's sometimes hard to find time but it does help all concerned when we have an up to date record of customer hardware status. Please provide as much of the following you can:

- Console type
- W/O reference number from "Desk label" (this can be found on the TECH>INFO screen of the main PC application and is usually made up of the W/O number and customer name of that specific console)
- Location (Studio or Truck No.)
- Customer name (if different from above)

Calrec Support

Email: support@calrec.com
Phone: +44 (0)1422 842159
Fax: +44 (0)1422 845244

Thank you in advance.

How is this fitted?


- Locate the ZH5527-2 Power Supply Rack. (Image 1)

IMAGE 1




- **Isolate the AC power from the Rack.**
- Remove the PSU(s) and Blank(s) if fitted. There are 2 retaining screws for each, if the screws are more than finger tight you will need a 5mm (3/16") screwdriver to release them. (Image 2)

IMAGE 2




- Remove the 3 backing tapes from the Velcro pads to expose the sticky surface. (Image 3)

IMAGE 3




- Feed in the Insulator Board in through slot 3. (Image 4)

IMAGE 4




- Locate the Insulator Board to clear the 3 PSU connectors. (Image 5)

IMAGE 5



- Push the Insulator Board fully home by applying pressure behind each of the 3 self adhesive Velcro pads. Using Velcro enables the Insulator Board to be removed at a later date if any maintenance is required. (Image 6)

IMAGE 6



- The Insulator Board is now installed, all that remains is to replace the PSU(s) and Blank(s) if fitted and restore the AC Power. That's it, job done.

If you have any questions or need assistance please don't hesitate to contact Calrec Support.

Calrec Support

Email: support@calrec.com
Phone: +44 (0)1422 842159
Fax: +44 (0)1422 845244

Calrec Audio Ltd

Nutclough Mill
Hebden Bridge
West Yorkshire
England UK
HX7 8EZ

Tel +44 (0)1422 842159
Fax +44 (0)1422 845244
Email Enquiries@calrec.com

calrec.com

May 2008
(926-129 Iss.1)