

7000 series MultiFrame

Instruction Manual

© Copyright 1999 - 2008

EVERTZ MICROSYSTEMS LTD.

5288 John Lucas Drive,
Burlington, Ontario, Canada,
L7L 5Z9



Phone:	+1 905-335-3700	Internet:	Sales:	sales@evertz.com
Sales Fax:	+1 905-335-3573		Tech Support:	service@evertz.com
Tech Support Phone:	+1 905-335-7570		Web Page:	http://www.evertz.com
Tech Support Fax:	+1 905-335-7571			

Version 2.5, September 2008

The material contained in this manual consists of information that is the property of Evertz Microsystems and is intended solely for the use of purchasers of the 7700/7800 Series Modules. Evertz Microsystems expressly prohibits the use of this manual for any purpose other than the operation of the 7700/7800 Series modules.

All rights reserved. No part of this publication may be reproduced without the express written permission of Evertz Microsystems Ltd. Copies of this guide can be ordered from your Evertz products dealer or from Evertz Microsystems.

IMPORTANT SAFETY INSTRUCTIONS

	The lightning flash with arrowhead symbol within an equilateral triangle is intended to alert the user to the presence of uninsulated “Dangerous voltage” within the product’s enclosure that may be of sufficient magnitude to constitute a risk of electric shock to persons.
	The exclamation point within an equilateral triangle is intended to alert the user to the presence of important operating and maintenance (Servicing) instructions in the literature accompanying the product.

- Read these instructions
- Keep these instructions.
- Heed all warnings.
- Follow all instructions.
- Do not use this apparatus near water
- Clean only with dry cloth.
- Do not block any ventilation openings. Install in accordance with the manufacturer's instructions.
- Do not install near any heat sources such as radiators, heat registers, stoves, or other apparatus (including amplifiers) that produce heat.
- Do not defeat the safety purpose of the polarized or grounding-type plug. A polarized plug has two blades with one wider than other. A grounding-type plug has two blades and a third grounding prong. The wide blade or the third prong are provided for your safety. If the provided plug does not fit into your outlet, consult an electrician for replacement of the obsolete outlet.
- Protect the power cord from being walked on or pinched particularly at plugs, convenience receptacles and the point where they exit from the apparatus.
- Only use attachments/accessories specified by the manufacturer
- Unplug this apparatus during lightning storms or when unused for long periods of time.
- Refer all servicing to qualified service personnel. Servicing is required when the apparatus has been damaged in any way, such as power-supply cord or plug is damaged, liquid has been spilled or objects have fallen into the apparatus, the apparatus has been exposed to rain or moisture, does not operate normally, or has been dropped.

WARNING

TO REDUCE THE RISK OF FIRE OR ELECTRIC – SHOCK, DO NOT EXPOSE THIS APPARATUS TO RAIN OR MOSITURE”

WARNING

DO NOT EXPOSE THIS EQUIPMENT TO DRIPPING OR SPLASHING AND ENSURE THAT NO OBJECTS FILLED WITH LIQUIDS, SUCH AS VASES, ARE PLACED ON THE EQUIPMENT”

WARNING

TO COMPLETELY DISCONNECT THIS EQUIPMENT FROM THE AC MAINS, DISCONNECT THE POWER SUPPLY CORD PLUG FROM THE AC RECEPTACLE”

WARNING

THE MAINS PLUG OF THE POWER SUPPLY CORD SHALL REMAIN READILY OPERABLE”

INFORMATION TO USERS IN EUROPE

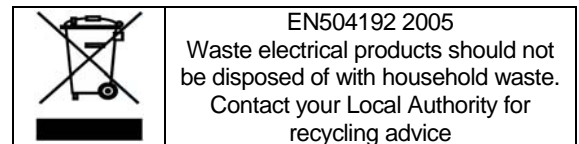
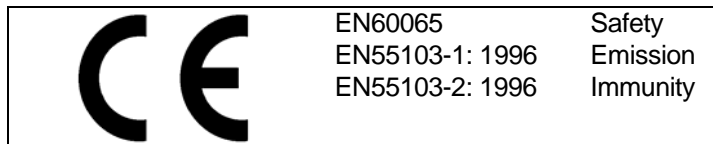
NOTE

This equipment with the CE marking complies with both the EMC Directive (2004/108/EC) and the Low Voltage Directive (2006/95/EC) issued by the Commission of the European Community.

Compliance with these directives implies conformity to the following European standards:

- EN60065 Product Safety
- EN55103-1 Electromagnetic Interference Class A (Emission)
- EN55103-2 Electromagnetic Susceptibility (Immunity)

This equipment has been tested and found to comply with the limits for a Class A digital device, pursuant to the European Union EMC directive. These limits are designed to provide reasonable protection against harmful interference when the equipment is operated in a commercial environment. This equipment generates, uses, and can radiate radio frequency energy and, if not installed and used in accordance with the instruction manual, may cause harmful interference to radio communications. Operation of this equipment in a residential area is likely to cause harmful interference in which case the user will be required to correct the interference at his own expense.



INFORMATION TO USERS IN THE U.S.A.


NOTE

FCC CLASS A DIGITAL DEVICE OR PERIPHERAL

This equipment has been tested and found to comply with the limits for a Class A digital device, pursuant to Part 15 of the FCC Rules. These limits are designed to provide reasonable protection against harmful interference when the equipment is operated in a commercial environment. This equipment generates, uses, and can radiate radio frequency energy and, if not installed and used in accordance with the instruction manual, may cause harmful interference to radio communications. Operation of this equipment in a residential area is likely to cause harmful interference in which case the user will be required to correct the interference at his own expense.

WARNING

Changes or modifications not expressly approved by Evertz Microsystems Ltd. could void the user's authority to operate the equipment. Use of unshielded plugs or cables may cause radiation interference. Properly shielded interface cables with the shield connected to the chassis ground of the device must be

Evertz Microsystems Ltd		This device complies with part 15 of the FCC Rules. Operation is subject to the following two conditions:
 For Commercial Use		
Tested to comply with FCC Standards		This device may cause harmful interference, and this device must accept any interference received, including interference that may cause undesired operation.

REVISION HISTORY

<u>REVISION</u>	<u>DESCRIPTION</u>	<u>DATE</u>
1.0	Initial release of individual sections: Overview, Selector Guide, 7700FR Frame, Fiber Optics System Design, Upgrading Firmware 7700DA-HD, 7705OE-HD, 7705EO-HD, 7710MD, 7720AD-HD, 7720AE-HD 7700DA, 7705OE, 7705EO	June 99
1.1.	New release of various chapters and updated chapters 7700DA-HD, 7705EO-HD, 7705OE-HD, 7720AE-HD & 7720AD-HD	Sept. 99
2.0	New release of various chapters and updated chapters, 7750SRG-HD, 7720AD, 7720AE, 7700ADA, 7750TG, 7760AVM-LITE	May 00
2.1	New release of various chapters: 7721DD, 7721DE, 7700FC, 7730DAC-HD, 7732PFT-HD, 7760AVM and updated various chapters	July 00
2.2	New release of various chapters: 7700DA-AES, 7700DA-DS3, 7705AR, 7705AT, 7705DT, 7705OO, 7705OO-HD, 7735AVC 7745FS-HD, 7750SSG, 7750TG2-HD and updated various chapters	June 01
2.3	Added 7707CVR/T, 7707EO/OE, 7707MR/MT, 7707VAR/VAT, 7707ET 7735CD, 7735CE, 7745FS, 7740DLY, 7761AVM-DC, 7765AVM-4 New versions of 7720AD, and 7720AE and various other modules Updated Product Selector Guide	Jan 02
2.4	Updated Safety Instructions	May 05
2.5	Updated for 7800FR and 7800FR-Q	Sep 08

Information contained in this manual is believed to be accurate and reliable. However, Evertz assumes no responsibility for the use thereof nor for the rights of third parties, which may be effected in any way by the use thereof. Any representations in this document concerning performance of Evertz products are for informational use only and are not warranties of future performance, either express or implied. The only warranty offered by Evertz in relation to this product is the Evertz standard limited warranty, stated in the sales contract or order confirmation form.

Although every attempt has been made to accurately describe the features, installation and operation of this product in this manual, no warranty is granted nor liability assumed in relation to any errors or omissions unless specifically undertaken in the Evertz sales contract or order confirmation. Information contained in this manual is periodically updated and changes will be incorporated into subsequent editions. If you encounter an error, please notify Evertz Customer Service department. Evertz reserves the right, without notice or liability, to make changes in equipment design or specifications.