




BDA-400

Wednesday, May 16, 2007

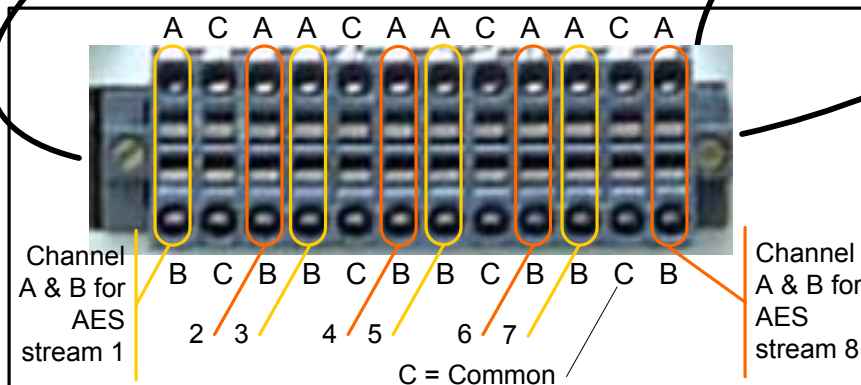
Note: this breakout panel transitions 72 input and / or output connections from "D" connector to compression terminal.



9) Utah supplied audio cables. Connect one end to the breakout panel and the other to the corresponding router input or output "D" connector.



To user supplied wiring & devices.



Note: each "D" connector/ terminal block provides connections for router eight inputs or outputs.
Terminal block diagram

The BDA-400 is suitable for either UTAH-400 or UTAH-200 balanced analog audio and balanced digital audio applications.

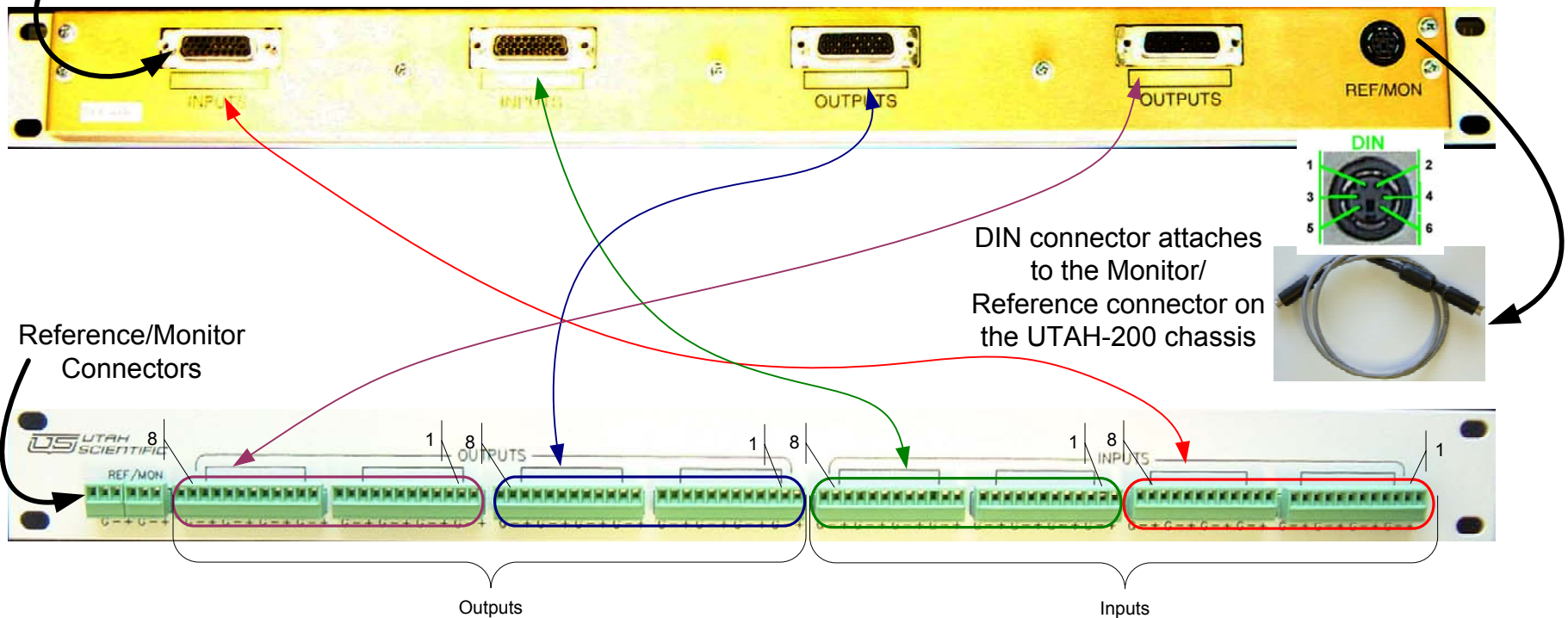

USI Part #140001-1

BAA-200

Wednesday, May 16, 2007



4) Utah supplied audio cables connect one end to a "D" connector on the breakout panel and the other end to the corresponding router input or output "D" connector.



Note: each "D" connector/terminal block set provides connections for router eight inputs or outputs.