



Description

The AMP2-S8MDA-3G monitor is an exceptionally high-quality audio monitor systems offering premium quality 8-channel analog, AES/EBU, 3G/HD/SD-SDI multi-channel audio monitoring and conversion as well as professional level metering. These units contain 3 audiophile-quality drivers and three power amplifiers; 3 speakers and amplifiers reproduce midrange and high frequency information in stereo, while the third amp/driver combination handles summed LF information below the 500 Hz crossover point.

These units feature eight 53-segment high-resolution, tri-color LED level meters showing simultaneous VU and PPM for superior level-metering. The front panel features an innovative LCD display of phase/polarity relationships. Output limiter circuits are incorporated to protect the speakers, and extensive magnetic shielding allows placement immediately adjacent to video monitors with no color impurities.

Features

Front panel summing of any combination of up to 8 channels to the left and/or right speakers and selected

Eight 53-segment tri-color LED bar graphs displaying simultaneous VU and PPM

Headphone jack (mutes speakers)

The unique design provides optimally focused sound for operators in an ultra near-field (1 to 3 ft.) working environment and offers performance comparable to that of many separate monitor pairs, without the installation hassles, awkward speaker placements and “added-on” look. This provides for a higher SPL for the operator while reducing overall ambient sound and adjacent bay crosstalk. Extended HF response reveals potential problems with audio whine or hiss and electronic rather than acoustic cancellation of bass frequencies provides positive audible detection of out-of-phase (reversed polarity) audio feeds. A headphone jack is provided on the front panel that automatically mutes the speakers.

These units are ideally suited for use in space-critical environments such as TV facilities, studios, VTR bays, mobile production vehicles, satellite links and indeed, any rack mount environment where multi-channel audio monitoring is required.

Premium quality drivers and power amplifiers

Audible indications of phase/polarity problems

Phase-correlation display of selected channels

Output limiter protected speakers

Order Part Number

AMP2-S8MDA-3G: 8101-0100

Benefits

Thorough magnetic shielding prevents interference from nearby equipment.

Electronic cancellation provides detection of out-of-phase (reversed polarity) audio feeds.

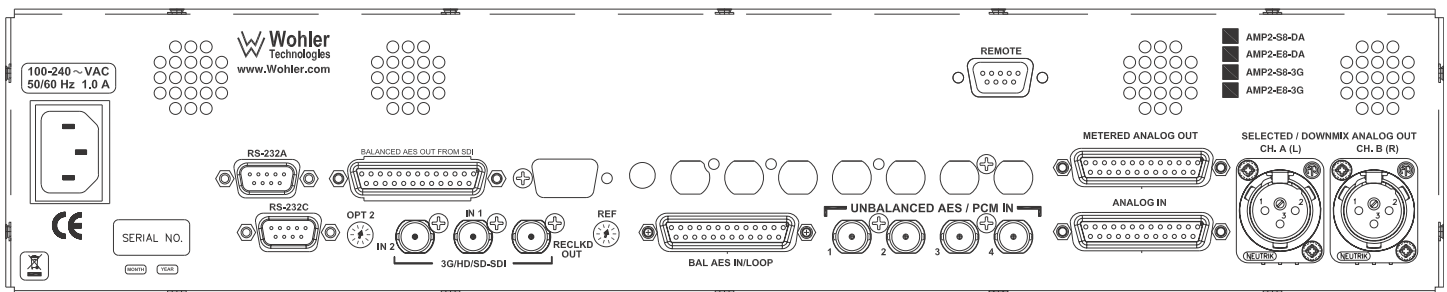
Excellent frequency response and low distortion

Focused sound, reduces adjacent bay crosstalk

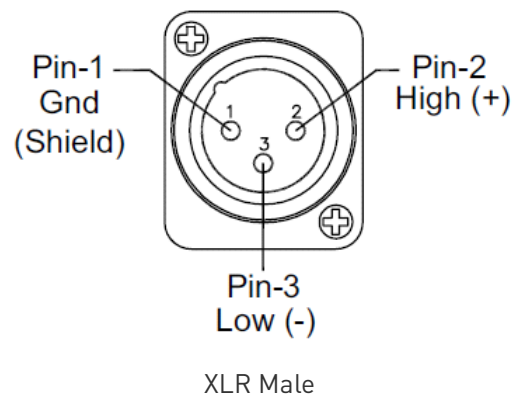
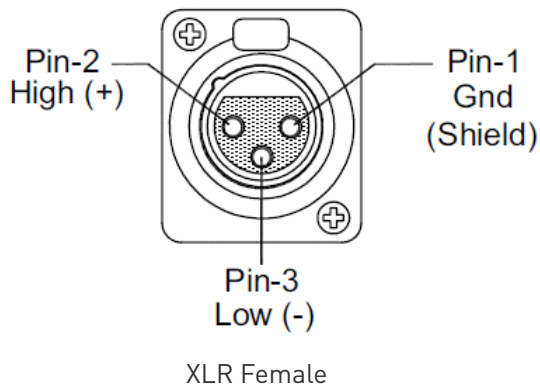
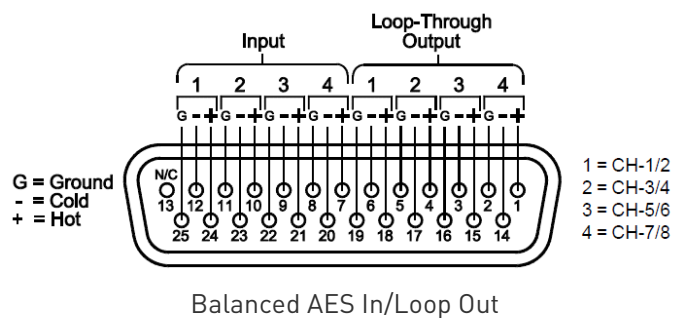
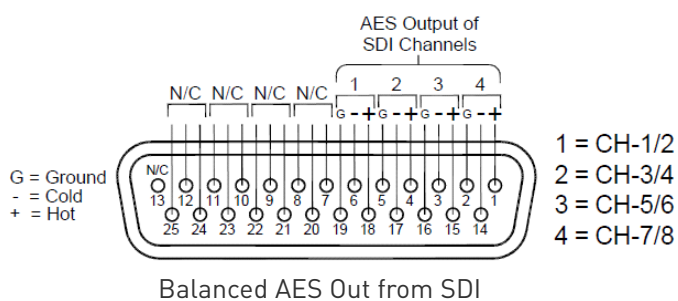
Ultra near-field offers exceptional monitoring performance.

Small rack space requirements make them perfectly suited for use in space-critical environments

Rear Panels



Selected Pin-Outs



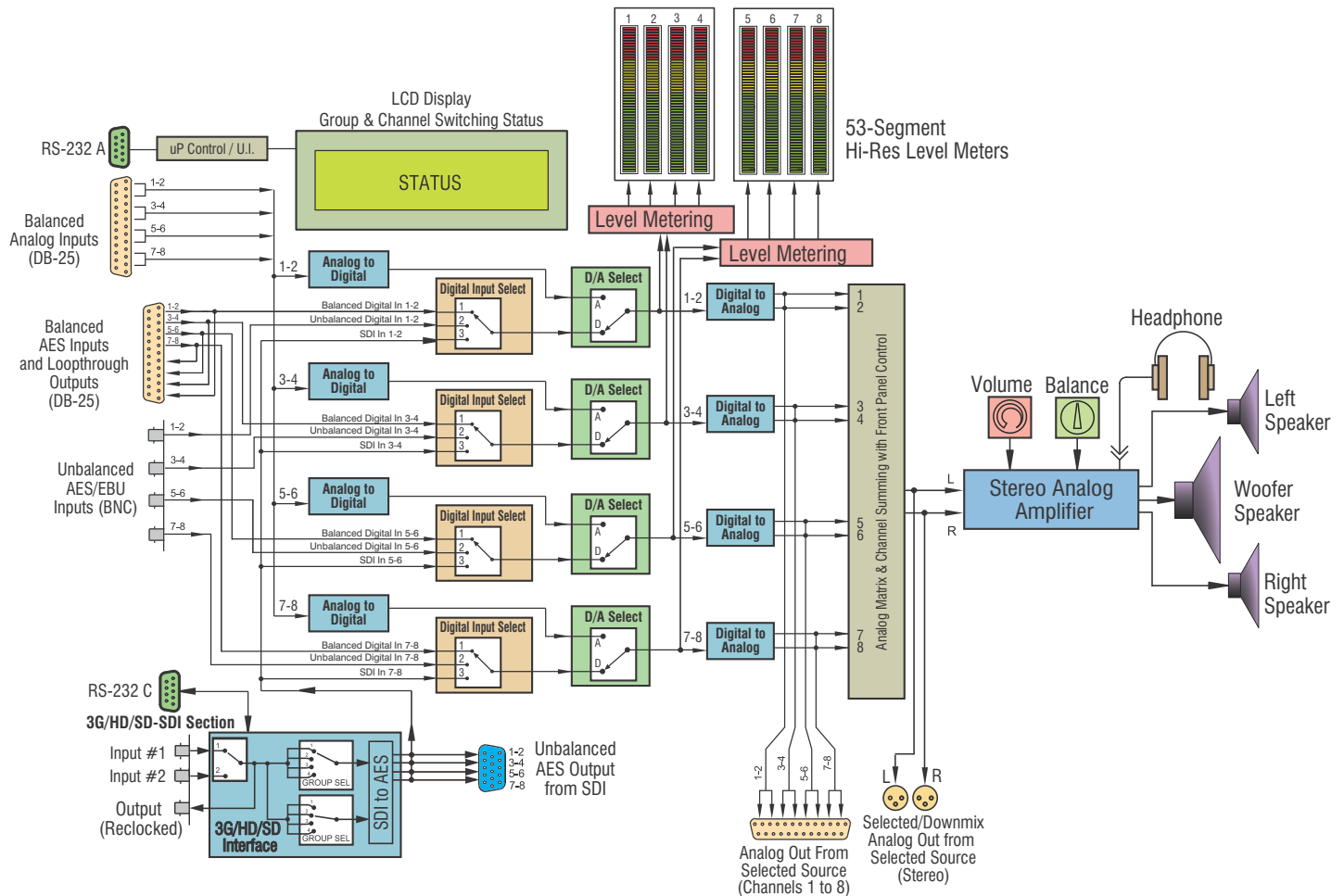
Physical Specifications

Dimensions (H x W x D)	3.5 x 19 x 12" (89 x 483 x 305mm)
Shipping weight	22 lbs. (9.98 kg)
Space requirements	2 RU in a standard 19" rack
Supplied accessories	AC external power unit/cord
Power Connector	Standard external power cord plugs into standard U.S. outlet. Alternate power cables are available.
Power Requirements	Power to the unit is 100 to 240 V AC \pm 10%, 50/60Hz.
Power Consumption	60 W

Technical Specifications

Inputs	8 balanced analog (DB-25) 4 balanced AES/EBU pairs (DB-25) 4 unbalanced AES pair (4 BNCs) 2 3G/HD/SD-SDI (2 BNCs) (Level A only)
Outputs	1 3G/HD/SD-SDI re-clocked (BNC) 4 balanced AES pairs loop out (DB-25) 4 unbalanced AES pairs out from SDI (HD-15) Option: 8 balanced AES pairs out from SDI (DB-25) 8 balanced metered analog out (DB-25)
Other rear panel connectors	2 RS-232 (DB-9) 1 Remote (DB-9) (reserved for future use)
Level meters	8 26-segment
Level meter scale	0 to -66 dB
Level meter threshold	0, +4, +6 or +8 dBv, switch selectable
Level meter dynamics	simultaneous VU and PPM
Midscale resolution	1 dB
Peak acoustic output at 2 feet	104 dB SPL
Distortion	Electrical: <0.15% at any level below limit threshold Acoustic: 6% or less worst case frequencies above 140 Hz including cabinet resonance, typically <1.5%
Magnetic shielding	<0.8 gauss any adjacent surface

Block Diagram



Contact

Wohler Technologies, Inc.
31055 Huntwood Avenue
Hayward, CA 94544 USA
+1 888 5 WOHLER (Toll Free)
+1 510 870-0810
+1 510 870-0811 (fax)

Wohler Europe
+33 970 440 253
+33 1 77 72 59 99 (fax)
sales@wohler.com
www.wohler.com

Wohler Asia
1704 Lucky Commercial Center
103 Des Voeux Road West
Sheung Wan, Hong Kong
+852 2851 8325
+852 2850 8182 (fax)