



GV NODE

IP AGGREGATION, PROCESSING AND EDGE ROUTING
PLATFORM

Release Notes

M6103-9803-300

2020-04-28

www.grassvalley.com

Release Notes for GV Node

GV Node is formed of a number of subsystems, each one has its own version number, that when combined creates a GV Node release. This document contains the cumulative release notes for each component, up to the current release.

VERY IMPORTANT NOTE:

When upgrading from GV Node version 1.x to version 2.x and higher, there is system timing difference that might impact customer setup. Those difference will impact aggregation timing ranging from around 2 lines at 1080p up to around 7 lines at 525i or 625i.

Those were introduced by the major improvement in the GV Node platform by migrating our IP core from the AIMS 1.x to 2.x, and removing the "Network Tolerance Window", which was introducing system timing issue when wrongly adjust, by fixing the value to 26 IP packets, it guaranteed operation across system more stable.

GV Node v3.1.4

The Release Notes for the GV Node v3.1.4 comprise individual release notes for these GV Node components:

GV Node Component	Current Release	Release Date
CPU-ETH3 Frame Controller	1.3.8 Built 704	2019-09-09 See CPU-ETH 3 Release Notes
CPU-REF Frame Reference Module	2.0.2 Bundle 6	2018-05-10 See CPU-REF Release Notes
IFM-2T Fabric Module	3.1.4 Built 674	2020-04-28
XIO-4901 SDI I/O Module	3.1.1 Built 97	2019-08-26

NOTES: The current release 3.1.4 does support both GV Node aggregation platforms being IFM-2T and the IFM-2T1.

There is no functional difference between the IFM-2T and IFM-2T1, the only difference relies on manufacturing process improvement.

When upgrading using iControl, make sure to have download the appropriate upgrade package:

- For IFM-2T: IFM2T-service-3.1.4-BUNDLE-1-upgrade-package
- For IFM-2T1: IFM2T1-service-3.1.4-BUNDLE-1-upgrade-package

Please note, the IFM-2T1 is supported only by the GV Node version 2.3 and up.

GV Node v3.1.3

The Release Notes for the GV Node v3.1.3 comprise individual release notes for these GV Node components:

GV Node Component	Current Release	Release Date
CPU-ETH3 Frame Controller	1.3.8 Built 704	2019-09-09 See CPU-ETH 3 Release Notes
CPU-REF Frame Reference Module	2.0.2 Bundle 6	2018-05-10 See CPU-REF Release Notes
IFM-2T Fabric Module	3.1.3 Built 671	2020-02-19
XIO-4901 SDI I/O Module	3.1.1 Built 97	2019-08-26

NOTES: The current release 3.1.3 does support both GV Node aggregation platforms being IFM-2T and the IFM-2T1.

There is no functional difference between the IFM-2T and IFM-2T1, the only difference relies on manufacturing process improvement.

When upgrading using iControl, make sure to have download the appropriate upgrade package:

- For IFM-2T: IFM2T-service-3.1.3-BUNDLE-1-upgrade-package
- For IFM-2T1: IFM2T1-service-3.1.3-BUNDLE-1-upgrade-package

Please note, the IFM-2T1 is supported only by the GV Node version 2.3 and up.

GV Node v3.1.2

The Release Notes for the GV Node v3.1.2 comprise individual release notes for these GV Node components:

GV Node Component	Current Release	Release Date
CPU-ETH3 Frame Controller	1.3.8 Built 704	2019-09-09 See CPU-ETH 3 Release Notes
CPU-REF Frame Reference Module	2.0.2 Bundle 6	2018-05-10 See CPU-REF Release Notes
IFM-2T Fabric Module	3.1.2 Built 670	2019-01-31
XIO-4901 SDI I/O Module	3.1.1 Built 97	2019-08-26

NOTES: The current release 3.1.2 does support both GV Node aggregation platforms being IFM-2T and the IFM-2T1.

GV Node Release Notes

There is no functional difference between the IFM-2T and IFM-2T1, the only difference relies on manufacturing process improvement.

When upgrading using iControl, make sure to have download the appropriate upgrade package:

- For IFM-2T: IFM2T-service-3.1.2-BUNDLE-3-upgrade-package
- For IFM-2T1: IFM2T1-service-3.1.2-BUNDLE-3-upgrade-package

Please note, the IFM-2T1 is supported only by the GV Node version 2.3 and up.

GV Node v3.1.1

The Release Notes for the GV Node v3.1.1 comprise individual release notes for these GV Node components:

GV Node Component	Current Release	Release Date
CPU-ETH3 Frame Controller	1.3.8 Built 704	2019-09-09 See CPU-ETH 3 Release Notes
CPU-REF Frame Reference Module	2.0.2 Bundle 6	2018-05-10 See CPU-REF Release Notes
IFM-2T Fabric Module	3.1.1 Built 664	2019-08-26
XIO-4901 SDI I/O Module	3.1.1 Built 97	2019-08-26

NOTES: The current release 3.1.1 does support both GV Node aggregation platforms being IFM-2T and the IFM-2T1.

There is no functional difference between the IFM-2T and IFM-2T1, the only difference relies on manufacturing process improvement.

When upgrading using iControl, make sure to have download the appropriate upgrade package:

- For IFM-2T: IFM2T-service-3.1.1-BUNDLE-2-upgrade-package
- For IFM-2T1: IFM2T1-service-3.1.1-BUNDLE-2-upgrade-package

Please note, the IFM-2T1 is supported only by the GV Node version 2.3 and up.

GV Node v3.1.0 (Limited Availability)

Very important: This is a limited availability release which exclude the update of the IFM-2T1 with serial number beginning with 610501R.

Only IFM-2T1 with serial number beginning with 610501B can used this release.

The Release Notes for the GV Node v3.1.0 comprise individual release notes for these GV Node components:

GV Node Component	Current Release	Release Date
CPU-ETH3 Frame Controller	1.3.6.695	2018-03-08 See CPU-ETH 3 Release Notes
CPU-REF Frame Reference Module	2.0.2 Bundle 6	2018-05-10 See CPU-REF Release Notes
IFM-2T Fabric Module	3.1.0 Built 663	2019-06-28
XIO-4901 SDI I/O Module	3.0.0 Built 96	2019-03-06

Commented [MA1]: To follow convention I would change this to be 3.0.0.96

NOTES: The current release 3.1 does support both GV Node aggregation platforms being IFM-2T and the IFM-2T1.

There is no functional difference between the IFM-2T and IFM-2T1, the only difference relies on manufacturing process improvement.

When upgrading using iControl, make sure to have download the appropriate upgrade package:

- For IFM-2T: IFM2T-service-3.1.0-BUNDLE-3-upgrade-package
- For IFM-2T1: IFM2T1-service-3.1.0-BUNDLE-3-upgrade-package

Please note, the IFM-2T1 is supported only by the GV Node version 2.3 and up.

GV Node Release Notes

GV Node v3.0.0

The Release Notes for the GV Node v3.0.0 comprise individual release notes for these GV Node components:

GV Node Component	Current Release	Release Date
CPU-ETH3 Frame Controller	1.3.6.695	2018-03-08 See CPU-ETH 3 Release Notes
CPU-REF Frame Reference Module	2.0.2 Bundle 6	2018-05-10 See CPU-REF Release Notes
IFM-2T Fabric Module	3.0.0 Built 657	2019-03-06
XIO-4901 SDI I/O Module	3.0.0 Built 96	2019-03-06

NOTES: The current release 3.0 does support both GV Node aggregation platforms being IFM-2T and the IFM-2T1. There is no functional difference between the IFM-2T and IFM-2T1, the only difference relies on manufacturing process improvement.

When upgrading using iControl, make sure to have download the appropriate upgrade package:

- For IFM-2T: IFM2T-service-3.0.0-BUNDLE-2-upgrade-package
- For IFM-2T1: IFM2T1-service-3.0.0-BUNDLE-2-upgrade-package

Please note, the IFM-2T1 is supported only by the GV Node version 2.3 and up.

Commented [MA2]: To follow convention I would change this to be 3.0.0.657

Commented [MA3]: To follow convention I would change this to be 3.0.0.96

GV Node v2.3.0

The Release Notes for the GV Node v2.3.0 comprise individual release notes for these GV Node components:

GV Node Component	Current Release	Release Date
CPU-ETH3 Frame Controller	1.3.6.695	2018-03-08 See CPU-ETH 3 Release Notes
CPU-REF Frame Reference Module	2.0.2 Bundle 6	2018-05-10 See CPU-REF Release Notes
IFM-2T Fabric Module	2.3.0 Built 637	2018-09-10
XIO-4901 SDI I/O Module	2.3.0 Built 62	2018-09-10

NOTES: The current release 2.3 does support both GV Node aggregation platforms being IFM-2T and the IFM-2T1. There is no functional difference between the IFM-2T and IFM-2T1, the only difference relies on manufacturing process improvement.

When upgrading using iControl, make sure to have download the appropriate upgrade package:

- For IFM-2T: IFM2T-service-2.3.0-BUNDLE-1-upgrade-package
- For IFM-2T1: IFM2T1-service-2.3.0-BUNDLE-1-upgrade-package

Please note, the IFM-2T1 is supported only by the GV Node version 2.3 and up.

GV Node v2.2.0

The Release Notes for the GV Node v2.2.0 comprise individual release notes for these GV Node components:

GV Node Component	Current Release	Release Date
CPU-ETH3 Frame Controller	1.3.6.695	2018-03-08 See CPU-ETH 3 Release Notes
CPU-REF Frame Reference Module	2.0.2 Bundle 6	2018-05-10 See CPU-REF Release Notes
IFM-2T Fabric Module	2.2.7.616	2018-07-13
XIO-4901 SDI I/O Module	2.2.5 Bundle 2	2018-07-13

GV Node v1.2.5

The Release Notes for the GV Node v1.2.5 comprise individual release notes for these GV Node components:

GV Node Component	Current Release	Release Date
CPU-ETH3 Frame Controller	1.0.5	2016-07-19
CPU-REF Frame Reference Module	1.0.4	2016-06-15
IFM-2T Fabric Module	1.2.5	2016-12-23
XIO-4901 SDI I/O Module	1.2.5	2016-12-23

GV Node v1.1.1

The Release Notes for the GV Node v1.1.1 comprise individual release notes for these GV Node components:

GV Node Component	Current Release	Release Date
CPU-ETH3 Frame Controller	1.0.5	2016-07-19
CPU-REF Frame Reference Module	1.0.4	2016-06-15
IFM-2T Fabric Module	1.1.0	2016-09-12
XIO-4901 SDI I/O Module	1.1.1	2016-09-16

GV Node v1.1.0

The Release Notes for the GV Node v1.1.0 comprise individual release notes for these GV Node components:

GV Node Component	Current Release	Release Date
CPU-ETH3 Frame Controller	1.0.5	2016-07-19
CPU-REF Frame Reference Module	1.0.4	2016-06-15
IFM-2T Fabric Module	1.1.0	2016-09-12
XIO-4901 SDI I/O Module	1.1.1	2016-09-16

GV Node v1.0.0

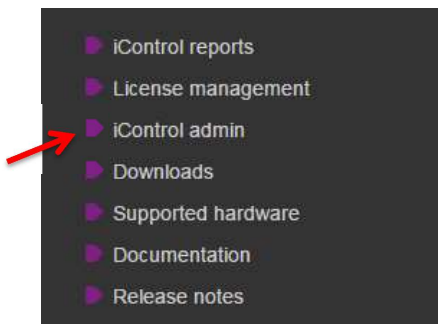
The Release Notes for the GV Node v1.0.0 comprise individual release notes for these GV Node components:

GV Node Component	Current Release	Release Date
CPU-ETH3 Frame Controller	1.0.4	2016-06-02
CPU-REF Frame Reference Module	1.0.3	2016-06-02
IFM-2T Fabric Module	1.0.0	2016-06-02
XIO-4901 SDI I/O Module	1.0.0	2016-06-02

Upgrading the iControl application server

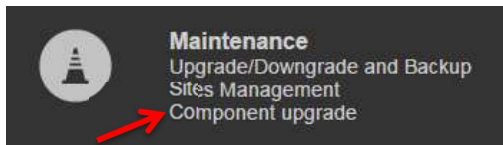
When running iControl 7.20 up to 8.0, apply component upgrade "GV_Node_Manager-3.0.0-IC7.20-IC8.00 build 1.zip"

1. From the iControl home page, click on the "iControl admin" option

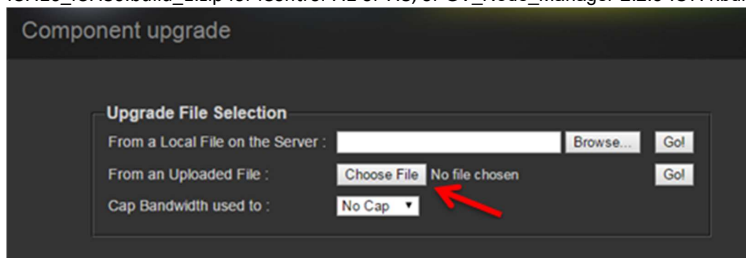


2. Enter username "admin". The default password is "icontrol" if it was not changed. Click "Log In" to proceed.

- Click the "Component upgrade" option in the Maintenance category

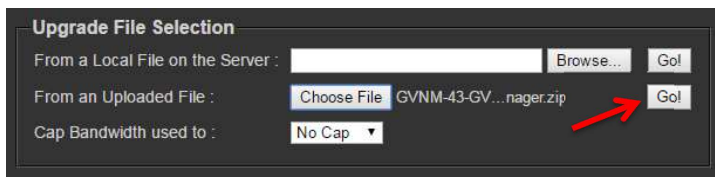


- Click the "Choose File" option and select the first iControl component (file GV_Node_Manager-2.2.5-IC7.20_IC7.30.build_1.zip for iControl 7.2 or 7.3, or GV_Node_Manager-2.2.5-IC7.4.build_1.zip for iControl 7.4)



The screenshot shows the 'Component upgrade' dialog box. It has a title bar 'Component upgrade' and a section 'Upgrade File Selection'. There are three rows: 'From a Local File on the Server' with a text box and 'Browse...' button; 'From an Uploaded File' with 'Choose File' and 'No file chosen' buttons; and 'Cap Bandwidth used to' with a 'No Cap' dropdown. A red arrow points to the 'Choose File' button.

- Click **Go!**



The screenshot shows the 'Upgrade File Selection' dialog box. It has a title bar 'Upgrade File Selection'. There are three rows: 'From a Local File on the Server' with a text box and 'Browse...' button; 'From an Uploaded File' with 'Choose File' and 'GVNM-43-GV...nager.zip' buttons; and 'Cap Bandwidth used to' with a 'No Cap' dropdown. A red arrow points to the 'Go!' button next to the 'From an Uploaded File' row.

- An upgrade page will appear, click on the "Proceed with the installation now!" link

File Uploaded: GV_Node_Manager-1.2_IC7.20.zip
File Size.....: 85982
[Proceed with the installation now!](#)

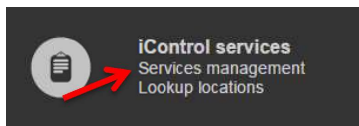
7. When the upgrade completes, click the "Return back to 'Manage Component' web page" link.

```
Installing 'GV_Node_Manager-1.2_IC7.20.sh' now...
This will take a couple of minutes. Please wait...
----- START -----
Verifying archive integrity... All good.
Uncompressing GV_Node_Manager-1.2_IC7.20.....
Backing up old libraries to /usr/local/iControl/lib/platform/bak_GV_Node_Manager-1.2
Copying new files to /usr/local/iControl/lib/platform
Updating home page
Done.

***** PLEASE RESTART ICONTROL *****

----- END -----
Return back to 'Manage Component' web page
```

8. Click on the "Back to iControl admin page" option at the bottom left.
9. Click the "Service management" option from the "iControl services" category



10. At the bottom of the page, click "iControl Stop", wait until all services are blue (stopped), then click "iControl Start".

Gateway	scope from iControl Web player				
Daemon Health Monitor	Process that monitors and restarts daemon processes	N/A	N/A	N/A	show log
<input type="button" value="Apply"/> <input type="button" value="Reset"/>		<input type="button" value="iControl Stop"/> <input type="button" value="iControl Start"/>			

11. Close the web page
12. Check on the iControl home page that the components were successfully installed

```
iControl 7.20 (build.1159)
iControl Reports 7.20 (build.1159)
Component Upgrade GV Node Manager-1.2 (IC7.20)
Component Upgrade ICONTROL-20007 (IC7.20)
```

13. Proceed with upgrading the individual GV Node components using the Densité Upgrade Manager. Please refer to the iControl manual for these instructions.

Supplementary Technical Notes



Caution

Using GV Node with QSFP Active Optical Cables or transceivers requires Router software Version 1.0.0.60 or later.

QSFP wiring for GV Node V2.2. Please note the ST2022-6 and TR-04 X6HD modes have a different wiring in non-redundant mode, as compared to GV Node V2.1 and earlier versions.

ST2022-6					
3GB	Standard 2022-6/3GB. 3 streams per 10GB lane/12 per QSFP.				
	QSFP1	QSFP2	QSFP3	QSFP7	QSFP8
	VID XPT 145-156	VID XPT 157-168	VID XPT 169-180	VID XPT 181-192	VID XPT 193-204
	QSFP4	QSFP5	QSFP6	QSFP10	QSFP11
	VID XPT 217-228	VID XPT 229-240	VID XPT 241-252	VID XPT 253-264	VID XPT 265-276
	QSFP9				QSFP12
	VID XPT 205-216				VID XPT 277-288
	Redundant 2022-6- 2022-7. 3 Streams per 10GB lane/12 per QSFP.				
	QSFP1	QSFP2	QSFP3	QSFP7	QSFP8
	VID XPT 145-156 A	VID XPT 157-168 A	VID XPT 169-180 A	VID XPT 181-192 A	VID XPT 193-204 A
	↕ VID 145-156	↕ VID 157-168	↕ VID 169-180	↕ VID 181-192	↕ VID 193-204
1.5 GB	QSFP4	QSFP5	QSFP6	QSFP10	QSFP11
	VID XPT 145-156 B	VID XPT 157-168 B	VID XPT 169-180 B	VID XPT 181-192 B	VID XPT 193-204 B
	QSFP9				QSFP12
	VID XPT 205-216 A				VID XPT 205-216 B
	Standard 2022-6/6HD. 6 streams per 10GB lane/24 per QSFP.				
	QSFP1	QSFP2	QSFP3	QSFP7	QSFP8
	VID XPT 145-168	VID XPT 169-192	VID XPT 193-216	VID XPT 217-240	VID XPT 241-264
	QSFP4	QSFP5	QSFP6	QSFP10	QSFP11
					QSFP12
	Redundant 2022-7/6HD. 6 streams per 10GB lane/24 per QSFP.				
	QSFP1	QSFP2	QSFP3	QSFP7	QSFP8
	VID XPT 145-168 A	VID XPT 169-192 A	VID XPT 193-216 A		
	↕ VID 145-168	↕ VID 169-192	↕ VID 193-216		
	QSFP4	QSFP5	QSFP6	QSFP10	QSFP11
	VID XPT 145-168 B	VID XPT 169-192 B	VID XPT 193-216 B		QSFP12

GV Node Release Notes

TR-04 (ST2022-6 +AES-67)					
Standard 2022-6+AES-67/3GB. 3 streams per 10GB lane/12 per QSFP.					
QSFP1 VID XPT 145-156 AUD XPT 2305-2496	QSFP2 VID XPT 157-168 AUD XPT 2497-2688	QSFP3 VID XPT 169-180 AUD XPT 2689-2880	QSFP7 VID XPT 181-192 AUD XPT 2881-3072	QSFP8 VID XPT 193-204 AUD XPT 3073-3264	QSFP9 VID XPT 205-216 AUD XPT 3265-3456
QSFP4 VID XPT 217-228 AUD XPT 3457-3648	QSFP5 VID XPT 229-240 AUD XPT 3649-3840	QSFP6 VID XPT 241-252 AUD XPT 3841-4032	QSFP10 VID XPT 253-264 AUD XPT 4033-4224	QSFP11 VID XPT 265-276 AUD XPT 4225-4416	QSFP12 VID XPT 277-288 AUD XPT 4417-4608
3GB					
Redundant 2022-7/ST2022-6+AES-67. 9 Streams per 10GB lane/36 per QSFP.					
QSFP1 VID XPT 145-156 A AUD XPT 2305-2496 A	QSFP2 VID XPT 157-168 A AUD XPT 2497-2688 A	QSFP3 VID XPT 169-180 A AUD XPT 2689-2880 A	QSFP7 VID XPT 181-192 A AUD XPT 2881-3072 A	QSFP8 VID XPT 193-204 A AUD XPT 3073-3264 A	QSFP9 VID XPT 205-216 A AUD XPT 3265-3456 A
↓ VID 145-156 ↓ AUD 2305-2496	↓ VID 157-168 ↓ AUD 2497-2688	↓ VID 169-180 ↓ AUD 2689-2880	↓ VID 181-192 ↓ AUD 2881-3072	↓ VID 193-204 ↓ AUD 3073-3264	↓ VID 205-216 ↓ AUD 3265-3456
QSFP4 VID XPT 145-156 B AUD XPT 2305-2496 B	QSFP5 VID XPT 157-168 B AUD XPT 2497-2688 B	QSFP6 VID XPT 169-180 B AUD XPT 2689-2880 B	QSFP10 VID XPT 181-192 B AUD XPT 2881-3072 B	QSFP11 VID XPT 193-204 B AUD XPT 3073-3264 B	QSFP12 VID XPT 205-216 B AUD XPT 3265-3456 B
1.5GB					
Standard 2022-6+AES-67/6HD. 6 streams per 10GB lane/24 per QSFP.					
QSFP1 VID XPT 145-168 AUD XPT 2305-2496	QSFP2 VID XPT 169-192 AUD XPT 2497-2688	QSFP3 VID XPT 193-216 AUD XPT 2689-2880	QSFP4 VID XPT 217-240 AUD XPT 3457-3648	QSFP5 VID XPT 241-264 AUD XPT 3649-3840	QSFP6 VID XPT 265-288 AUD XPT 3841-4032
QSFP4	QSFP5	QSFP6	QSFP10	QSFP11	QSFP12
Redundant 2022-7/ST2022-6+AES-67/6HD. 6 streams per 10GB lane/24 per QSFP.					
QSFP1 VID XPT 145-168 A AUD XPT 2305-2496 A	QSFP2 VID XPT 169-192 A AUD XPT 2497-2688 A	QSFP3 VID XPT 193-216 A AUD XPT 2689-2880 A	QSFP7	QSFP8	QSFP9
↓ VID 145-168 ↓ AUD 2305-2496	↓ VID 169-192 ↓ AUD 2497-2688	↓ VID 193-216 ↓ AUD 2689-2880			
QSFP4 VID XPT 145-168 B AUD XPT 2305-2496 B	QSFP5 VID XPT 169-192 B AUD XPT 2497-2688 B	QSFP6 VID XPT 193-216 B AUD XPT 2689-2880 B	QSFP10	QSFP11	QSFP12

GV Node Release Notes

ST2110-20/30/40					
Redundant 2022-7/ST2110-20, 30, 40/ 3GB. 3 Streams per 10GB lane/12 per QSFP.					
3GB	QSFP1	QSFP2	QSFP3	QSFP7	QSFP8
	VID XPT 145-156 A	VID XPT 157-168 A	VID XPT 169-180 A	VID XPT 181-192 A	VID XPT 193-204 A
	AUD XPT 2305-2496 A	AUD XPT 2497-2688 A	AUD XPT 2689-2880 A	AUD XPT 2881-3072 A	AUD XPT 3073-3264 A
	ANC XPT 145-156 A	ANC XPT 157-168 A	ANC XPT 169-180 A	ANC XPT 181-192 A	ANC XPT 193-204 A
	VID 145-156	VID 157-168	VID 169-180	VID 181-192	VID 193-204
	AUD 2305-2496	AUD 2497-2688	AUD 2689-2880	AUD 2881-3072	AUD 3073-3264
	ANC 145-156	ANC 157-168	ANC 169-180	ANC 181-192	ANC 193-204
	QSFP4	QSFP5	QSFP6	QSFP10	QSFP11
	VID XPT 145-156 B	VID XPT 157-168 B	VID XPT 169-180 B	VID XPT 181-192 B	VID XPT 193-204 B
	AUD XPT 2305-2496 B	AUD XPT 2497-2688 B	AUD XPT 2689-2880 B	AUD XPT 2881-3072 B	AUD XPT 3073-3264 B
	ANC XPT 145-156 B	ANC XPT 157-168 B	ANC XPT 169-180 B	ANC XPT 181-192 B	ANC XPT 193-204 B
	VID 145-156	VID 157-168	VID 169-180	VID 181-192	VID 193-204
	AUD 2305-2496	AUD 2497-2688	AUD 2689-2880	AUD 2881-3072	AUD 3073-3264
	ANC 145-156	ANC 157-168	ANC 169-180	ANC 181-192	ANC 193-204
Redundant 2022-7/ST2110-20, 30, 40/ 6HD. 3 Streams per 10GB lane/12 per QSFP.					
1.5GB	QSFP1	QSFP2	QSFP3	QSFP7	QSFP8
	VID XPT 145-168 A	VID XPT 169-192 A	VID XPT 193-216 A		
	AUD XPT 2305-2688 A	AUD XPT 2689-3072 A	AUD XPT 3073-3456 A		
	ANC XPT 145-168 A	ANC XPT 169-192 A	ANC XPT 193-216 A		
	VID 145-168	VID 169-192	VID 193-216		
	AUD 2305-2688	AUD 2689-3072	AUD 3073-3456		
	ANC 145-168	ANC 169-192	ANC 193-216		
	QSFP4	QSFP5	QSFP6	QSFP10	QSFP11
	VID XPT 145-168 B	VID XPT 169-192 B	VID XPT 193-216 B		
	AUD XPT 2305-2688 B	AUD XPT 2689-3072 B	AUD XPT 3073-3456 B		
	ANC XPT 145-168 B	ANC XPT 169-192 B	ANC XPT 193-216 B		
	VID 145-168	VID 169-192	VID 193-216		
	AUD 2305-2688	AUD 2689-3072	AUD 3073-3456		
	ANC 145-168	ANC 169-192	ANC 193-216		

IFM-2T / IFM-2T1

Release History

Upgrade Package	Comprising:		Release Date	User Manual for this release (Grass Valley document #)
	Firmware Version	Software Version		
3.1.4-Bundle 1	3.1.4 Built 674	3.1.4	2020-04-28	6103-98M00-300
3.1.3-Bundle 1	3.1.3 Built 671	3.1.3	2020-02-19	6103-98M00-300
3.1.2-Bundle 3	3.1.2 Built 670	3.1.2	2020-01-30	6103-98M00-300
3.1.1-Bundle 2	3.1.1 Built 664	3.1.1	2019-08-26	6103-98M00-300
3.1.0-Bundle 3	3.1.0 Built 663	3.1.0 (Limited Availability)	2019-06-28	6103-98M00-300
3.0.0-Bundle 2	3.0.0 Built 657	3.0.0	2019-03-05	6103-98M00-300
2.3.0-Bundle 1	2.3.0.637	2.3.0	2018-09-010	6103-98M00-220
2.2.7-Bundle 2	2.2.7.616	2.2.7	2018-07-13	6103-98M00-220
1.2.5	1.2.5	1.2.5	2016-12-23	6103-98M00-125
1.1.1	1.1.0	1.1.1	2016-09-16	6103-98M00-110
1.0.2	1.0.2	N/A	2016-08-01	6103-98M00-100
1.0.1	1.0.1	N/A	2016-06-30	6103-98M00-100
1.0.0	1.0.0	N/A	2016-06-01	6103-98M05-100

Commented [MA4]: Change to 3.0.0.657

NOTES: The iControl compatibilities shown below are officially supported by Grass Valley. Earlier versions may also work, with bugs or limited features.

The Reference number (Ref#) given for each feature or bug in these Release Notes refers to internal Grass Valley documentation.

NOTES: The current release 2.3 does support both GV Node aggregation platforms being IFM-2T and the IFM-2T1. There is no functional difference between the IFM-2T and IFM-2T1, the only difference relies on manufacturing process improvement.

When upgrading using iControl, make sure to have download the appropriate upgrade package:

- For IFM-2T: IFM2T-service-3.1.2-BUNDLE-3-upgrade-package
 - For IFM-2T1: IFM2T1-service-3.1.2-BUNDLE-3-upgrade-package
- Please note, the IFM-2T1 is supported only by the GV Node version 2.3 and up.**

UPGRADE PACKAGE: [3.1.4](#)

Firmware version: [3.1.4.674](#)

Release date: [2020-04-28](#)

iControl compatibility: [7.20 or higher with component upgrades](#)

iControl Solo compatibility: [7.40 or higher](#)

RCP-200 compatibility: [N/A](#)

Hardware compatibility: [This upgrade package applies to all existing hardware assemblies](#)

ENHANCEMENTS & NEW FEATURES

None

BUGS FIXED IN THIS RELEASE

Ref #	Description
GVN-626	GV Node lane not receiving multicast streams on particular lanes, lane also not pingable from switch and no mac address in arp table for those lanes.

KNOWN BUGS & LIMITATIONS

Same as 3.1.1, 3.1.2, 3.1.3

UPGRADE PACKAGE: 3.1.3

Firmware version: 3.1.3.671

Release date: 2020-02-19

iControl compatibility: 7.20 or higher with component upgrades

iControl Solo compatibility: 7.40 or higher

RCP-200 compatibility: N/A

Hardware compatibility: This upgrade package applies to all existing hardware assemblies

ENHANCEMENTS & NEW FEATURES

None

BUGS FIXED IN THIS RELEASE

Ref #	Description
GVN-675	GV Node Not recovering from loss of PTP and reporting missing even when good PTP is available.

KNOWN BUGS & LIMITATIONS

Same as 3.1.1, 3.1.2

UPGRADE PACKAGE: [3.1.2](#)

Firmware version: [3.1.2.670](#)

Release date: [2020-01-31](#)

iControl compatibility: [7.20 or higher with component upgrades](#)

iControl Solo compatibility: [7.40 or higher](#)

RCP-200 compatibility: [N/A](#)

Hardware compatibility: [This upgrade package applies to all existing hardware assemblies](#)

ENHANCEMENTS & NEW FEATURES

None

BUGS FIXED IN THIS RELEASE

Ref #	Description
GVN-677	Erasing the 'System config' section of the on IFM-2T1 All the IP and MAC address were erase when doing an upgrade from a version prior to 3.1
GVN-673	Downgrading IFM-2T from 3.1.1 to 2.3.0 wipes out S/N and MAC Address\ See GVN-677

KNOWN BUGS & LIMITATIONS

Same as 3.1.1

UPGRADE PACKAGE: [3.1.1](#)

Firmware version: [3.1.1.664](#)

Release date: [2019-08-26](#)

iControl compatibility: [7.20 or higher with component upgrades](#)

iControl Solo compatibility: [7.40 or higher](#)

RCP-200 compatibility: [N/A](#)

Hardware compatibility: [This upgrade package applies to all existing hardware assemblies](#)

ENHANCEMENTS & NEW FEATURES

None

BUGS FIXED IN THIS RELEASE

Ref #	Description
IFM-5177	Issue with IFM-2T1, being unable to upgrade from previous version This was related to component change in production

KNOWN BUGS & LIMITATIONS

Ref #	Description
IFM-5184	Service version not reflect the Bundle of IFM-2T1 The service version form IFM-2T1 in iControl, does show a wrong version of 3.0.0. Bundle-2 while it should be read 3.1.1 Bundle-2
IFM-5164	Status in iControl doesn't reflect the reality in <Stream Config> tab when lane are disable. To correct the iControl status of the affected lane, it needs to be disable and then re-enabled. By doing so the streams on this lane will be affected.
IFM-3280	Unicast RX stream address setting filter Unicast RX address must be the same as the interface. If unicast address is set and is different of ETH interface address, this interface address must be forced for iControl/GV-Convergent
IFM-5018	Occasional offset of PTP timestamp on Audio flows. Minor PTP timestamp offset of 20.834usec can sometimes be seen on some GV Node Audio TX flows.
IFM-4267	Aggregation port transmit streams may be impaired after full system reboot. Workaround in V1.3.1 is to have an 'Aggregation Reset' button. This is not available in other versions. In V2.2.0, the issue has been very hard to replicate as it very rarely happens. If it does occur, an IFM-2T reboot is necessary.
IFM-3924	Alarms in redundant mode can be misleading to a user. When an alarm is triggered, the alarm numbering scheme does not match the scheme seen in iControl panel. This can cause confusion for some users.
IFM-4399	IFM-2T boot times are slower than desired. <ul style="list-style-type: none"> - Video (ST2022-6): 3 Minutes - Video +Audio (TR-04): 4 Minutes - Video+Audio+Metadata (ST2110): 7 Minutes

Ref #	Description
IFM-4369	<p>IGMP mode must be in V2 only.</p> <p>In V1.X there was only 'Auto' mode for IGMP.</p> <p>The addition has been made to be able to select V2 or V3.</p> <p>'Auto' mode currently does not work. Therefore it cannot be selected when migrating to GV Node V2.2.</p> <p>Customer upgrades require new SD card from factory with GV Node V2.2 preinstalled.</p> <p>Manual upgrades from V1.x to V2.2 should be avoided.</p>
IFM-4870	<p>Redundancy does not work when modifying a Receive flow IP address.</p> <p>The primary and secondary flows need to be treated as a pair. Hence, when changing one of the flows, its redundant pair must be changed as well.</p> <p>To bring the flows back:</p> <ul style="list-style-type: none"> - Set both RX primary and secondary flows to 0.0.0.0. - Configure both flows to a valid IP address.
IFM-4994	<p>Subscribing to incorrect mcast type on a receiver will cause the IP core to reboot.</p> <p>For example, entering an ST2110-20 mcast IP on an ST2110-30 RX.</p>
IFM-3840	<p>Unicast address for multicast flows does not work.</p> <p>Unicast sources are not supported by GV Node.</p>
IFM-4507	<p>Video affected when receiving an unsupported audio profile over aggregation.</p> <p>When joining an audio stream with an unsupported profile (anything other than 16Channels @ 125us), the video is affected. When the audio stream is removed, the video recovers.</p> <p>As a result, there is no audio.</p>
IFM-5026	<p>Fail over test fails in ASI (2022-7)</p> <p>In ST 2022-7 the ASI failover might not occur or will take too long to be done.</p>
GVN-486	<p>ST 2110-20 SD Video has issues with 3rd party equipment</p> <p>When stream is ST 2110-20 SD Video (525i and 625i) there are some issues when receiving the stream with 3rd party equipment.</p>
GVN-516	<p>Changing reference frame rate causes audio streams to not work when in TR-04</p> <p>When receiving audio stream in TR-04 mode, the receiving GV Node will not be able to join the audio stream. Reboot the receiving frame as a workaround</p>



GV Node Release Notes

UPGRADE PACKAGE: [3.1.0](#) (Limited Availability)

Very important:

This is a limited availability release which exclude the update of the IFM-2T1 with serial number beginning with 610501R.

Only IFM-2T1 with serial number beginning with 610501B can used this release.

Firmware version: [3.1.0.663](#)

-Release date: [2019-06-28](#)

iControl compatibility: [7.20 or higher with component upgrades](#)

iControl Solo compatibility: [7.40 or higher](#)

RCP-200 compatibility: [N/A](#)

Hardware compatibility: [This upgrade package applies to all existing hardware assemblies](#)

ENHANCEMENTS & NEW FEATURES

None

BUGS FIXED IN THIS RELEASE

Ref #	Description
GVN-545	IFM2T not responding, Gateway lost connection and cannot SSH into IFM When this occurs an IFM-2T reboot is required by power cycling the GV Node
IFM-5008	IFM-2T very rarely loses all external communication. Reboot of IFM-2T will resolve the issue.

KNOWN BUGS & LIMITATIONS

Ref #	Description
IFM-5164	<p>Status in iControl doesn't reflect the reality in <Stream Config> tab when lane are disable.</p> <p>To correct the iControl status of the affected lane, it needs to be disable and then re-enabled. By doing so the streams on this lane will be affected.</p>
IFM-3280	<p>Unicast RX stream address setting filter</p> <p>Unicast RX address must be the same as the interface. If unicast address is set and is different of ETH interface address, this interface address must be forced for iControl/GV-Convergent</p>
IFM-5018	<p>Occasional offset of PTP timestamp on Audio flows.</p> <p>Minor PTP timestamp offset of 20.834usec can sometimes be seen on some GV Node Audio TX flows.</p>
IFM-4267	<p>Aggregation port transmit streams may be impaired after full system reboot.</p> <p>Workaround in V1.3.1 is to have an 'Aggregation Reset' button. This is not available in other versions. In V2.2.0, the issue has been very hard to replicate as it very rarely happens. If it does occur, an IFM-2T reboot is necessary.</p>
IFM-3924	<p>Alarms in redundant mode can be misleading to a user.</p> <p>When an alarm is triggered, the alarm numbering scheme does not match the scheme seen in iControl panel. This can cause confusion for some users.</p>
IFM-4399	<p>IFM-2T boot times are slower than desired.</p> <ul style="list-style-type: none"> - Video (ST2022-6): 3 Minutes - Video +Audio (TR-04): 4 Minutes - Video+Audio+Metadata (ST2110): 7 Minutes
IFM-4369	<p>IGMP mode must be in V2 only.</p> <p>In V1.X there was only 'Auto' mode for IGMP. The addition has been made to be able to select V2 or V3. 'Auto' mode currently does not work. Therefore it cannot be selected when migrating to GV Node V2.2. Customer upgrades require new SD card from factory with GV Node V2.2 preinstalled. Manual upgrades from V1.x to V2.2 should be avoided.</p>

Ref #	Description
IFM-4870	<p>Redundancy does not work when modifying a Receive flow IP address.</p> <p>The primary and secondary flows need to be treated as a pair. Hence, when changing one of the flows, its redundant pair must be changed as well.</p> <p>To bring the flows back:</p> <ul style="list-style-type: none"> - Set both RX primary and secondary flows to 0.0.0.0. - Configure both flows to a valid IP address.
IFM-4994	<p>Subscribing to incorrect mcast type on a receiver will cause the IP core to reboot.</p> <p>For example, entering an ST2110-20 mcast IP on an ST2110-30 RX.</p>
IFM-3840	<p>Unicast address for multicast flows does not work.</p> <p>Unicast sources are not supported by GV Node.</p>
IFM-4507	<p>Video affected when receiving an unsupported audio profile over aggregation.</p> <p>When joining an audio stream with an unsupported profile (anything other than 16Channels @ 125us), the video is affected. When the audio stream is removed, the video recovers.</p> <p>As a result, there is no audio.</p>
IFM-5026	<p>Fail over test fails in ASI (2022-7)</p> <p>In ST 2022-7 the ASI failover might not occur or will take too long to be done.</p>
GVN-486	<p>ST 2110-20 SD Video has issues with 3rd party equipment</p> <p>When stream is ST 2110-20 SD Video (525i and 625i) there are some issues when receiving the stream with 3rd party equipment.</p>
GVN-516	<p>Changing reference frame rate causes audio streams to not work when in TR-04</p> <p>When receiving audio stream in TR-04 mode, the receiving GV Node will not be able to join the audio stream. Reboot the receiving frame as a workaround</p>



GV Node Release Notes

UPGRADE PACKAGE: 3.0.0

Firmware version: 3.0.0.657

-Release date: 2019-03-06

iControl compatibility: 7.20 or higher with component upgrades

iControl Solo compatibility: 7.40 or higher

RCP-200 compatibility: N/A

Hardware compatibility: This upgrade package applies to all existing hardware assemblies

ENHANCEMENTS & NEW FEATURES

Ref #	Description
GVN-290	ST2110-30 Level A Support: This new features add the support of the following ST 2110-30 Level A audio profile: <ul style="list-style-type: none"> - 8 audio channel @ 1ms - 4 audio channel @ 1ms - 2 audio channel @ 1ms - 1 audio channel @ 1ms
GVN-316	Manual setting for "RTP/AVP payload type" for all stream types: Since the ST 2110 suite of standards called for dynamic payload types, this new feature allows the user to choose which RTP payload type they want to use for each essence type (video, audio and metadata).
GVN-492	RX Reference Offset Measurement: This new feature adds the possibility while doing system diagnostics and debug, to measure the delay between incoming stream and the system reference.
GVN-283	ASI / SDI auto detection: This feature provides the XIO-4901 (SDI I/O module) the capacity to "auto detect" if the incoming signal or stream is an ASI or SDI type of signal.

BUGS FIXED IN THIS RELEASE

Ref #	Description
IFM-4531	Selecting "factory setting" in IFM-2T, does not return all settings to factory default. After factory reset, Video Tx and Rx go to 0.0.0.0, but Audio, MetaData and Lane Config remain unchanged.
IFM-4834	Audio TX-RX Bulk addressing Output naming convention is not same as TX-RX Stream configuration panels. Audio TX-RX Bulk addressing Output naming convention is not same as TX-RX Stream configuration panels.
IFM-4241	Disabling Lanes does not disable multicast flows. Disable Lanes or All Lanes, Rx Streams continue to operate.
IFM-4810	IFM has port 5194 disconnected. All the QSFP lane interfaces have to be given an IP address, to restore port 5194.
IFM-3538	Output signal flashes after join Signal may flash up to 2 seconds after join.
IFM-4225	ST-2110 multipath resiliency should correct for jitter on 1 side. When in ST 2022-7, and a single lane in a redundant pair has excessive jitter, and the lane bandwidth usage is close to its limit, the overall path can be affected.
IFM-4833	ST2110 - Video does not pass when CPU-ETH3 is pulled. When CPU-ETH3 is pulled, the clocks to derive the ST2110-20 clocks are lost. The result is a loss of video from RX.
IFM-4493	Unlicensed IFM iControl Shows PTP options. Only impact the user interface.
IFM-3263	Statistics don't reset when a QSFP is reseated. Statistics in iControl don't reset when a QSFP is reseated.

Ref #	Description
IFM-5030	Video flows take time to stabilize in stream duplication (ISOC to SYNC switch) When stream duplication is in use, and the stream is move in and out of the synchronous windows, it might take longer to lock.
IFM-4998	IGMP V2 and IGMP V3 negotiation issue This issue requires that you make sure that the GN Node and the switch need to be set in the same IGMP mode, so both devices should be set in the same operating mode either V2 or V3.
IFM-4980	In iControl, if you delete the IP address in TX Stream Configuration, the Rx Statistic, the Video Lock State are wrong. In iControl Panel, if you delete the IP address in TX Stream Configuration, in the Rx Statistic tab, the Video Lock State is wrong.
IFM-5105	In TR-03 redundant, if you lose Reference on frame, you will lose streams. If you lose the frame reference, you will lose stream; this is by design.
IFM-5102	In ST2022-6 x3 Async, in SD-625i, the output of the aggregation is detected as isoc instead of Async. This applies to the status and to the behavior.

KNOWN BUGS & LIMITATIONS

Ref #	Description
GVN-545	IFM2T not responding, Gateway lost connection and cannot SSH into IFM When this occurs an IFM-2T reboot is required by power cycling the GV Node
IFM-5164	Status in iControl doesn't reflect the reality in <Stream Config> tab when lane are disable. To correct the iControl status of the affected lane, it needs to be disable and then re-enabled. By doing so the streams on this lane will be affected.
IFM-3280	Unicast RX stream address setting filter Unicast RX address must be the same as the interface. If unicast address is set and is different of ETH interface address, this interface address must be forced for iControl/GV-Convergent
IFM-5018	Occasional offset of PTP timestamp on Audio flows. Minor PTP timestamp offset of 20.834usec can sometimes be seen on some GV Node Audio TX flows.
IFM-4267	Aggregation port transmit streams may be impaired after full system reboot. Workaround in V1.3.1 is to have an 'Aggregation Reset' button. This is not available in other versions. In V2.2.0, the issue has been very hard to replicate as it very rarely happens. If it does occur, an IFM-2T reboot is necessary.
IFM-3924	Alarms in redundant mode can be misleading to a user. When an alarm is triggered, the alarm numbering scheme does not match the scheme seen in iControl panel. This can cause confusion for some users.
IFM-5008	IFM-2T very rarely loses all external communication. Reboot of IFM-2T will resolve the issue.
IFM-4399	IFM-2T boot times are slower than desired. <ul style="list-style-type: none"> - Video (ST2022-6): 3 Minutes - Video +Audio (TR-04): 4 Minutes - Video+Audio+Metadata (ST2110): 7 Minutes

Ref #	Description
IFM-4369	<p>IGMP mode must be in V2 only.</p> <p>In V1.X there was only 'Auto' mode for IGMP.</p> <p>The addition has been made to be able to select V2 or V3.</p> <p>'Auto' mode currently does not work. Therefore it cannot be selected when migrating to GV Node V2.2.</p> <p>Customer upgrades require new SD card from factory with GV Node V2.2 preinstalled.</p> <p>Manual upgrades from V1.x to V2.2 should be avoided.</p>
IFM-4870	<p>Redundancy does not work when modifying a Receive flow IP address.</p> <p>The primary and secondary flows need to be treated as a pair. Hence, when changing one of the flows, its redundant pair must be changed as well.</p> <p>To bring the flows back:</p> <ul style="list-style-type: none"> - Set both RX primary and secondary flows to 0.0.0.0. - Configure both flows to a valid IP address.
IFM-4994	<p>Subscribing to incorrect mcast type on a receiver will cause the IP core to reboot.</p> <p>For example, entering an ST2110-20 mcast IP on an ST2110-30 RX.</p>
IFM-3840	<p>Unicast address for multicast flows does not work.</p> <p>Unicast sources are not supported by GV Node.</p>
IFM-4507	<p>Video affected when receiving an unsupported audio profile over aggregation.</p> <p>When joining an audio stream with an unsupported profile (anything other than 16Channels @ 125us), the video is affected. When the audio stream is removed, the video recovers.</p> <p>As a result, there is no audio.</p>
IFM-5026	<p>Fail over test fails in ASI (2022-7)</p> <p>In ST 2022-7 the ASI failover might not occur or will take too long to be done.</p>
GVN-486	<p>ST 2110-20 SD Video has issues with 3rd party equipment</p> <p>When stream is ST 2110-20 SD Video (525i and 625i) there are some issues when receiving the stream with 3rd party equipment.</p>
GVN-516	<p>Changing reference frame rate causes audio streams to not work when in TR-04</p> <p>When receiving audio stream in TR-04 mode, the receiving GV Node will not be able to join the audio stream. Reboot the receiving frame as a workaround</p>

UPGRADE PACKAGE: 2.3.0

Firmware version: 2.3.0.637

-Release date: 2018-09-10

iControl compatibility: 7.20 or higher with component upgrades

iControl Solo compatibility: 7.40 or higher

RCP-200 compatibility: N/A

Hardware compatibility: This upgrade package applies to all existing hardware assemblies

ENHANCEMENTS & NEW FEATURES

Ref #	Description
	None

BUGS FIXED IN THIS RELEASE

Ref #	Description
IFM-5027	Ref loss not reported in dashboard - iControl panel The loss of URS (internal reference) is not reported in dashboard - iControl panel.
IFM-4944	In ST2110 mode, changing RX format to 720p50 then back to 1080p50 may take time to stabilize. It takes a long time for video to stabilize when changing RX format to 720p50 then back to 1080p50 (ST 2110 x3).
IFM-4831	In TR03x3 Red, 1080p50, PTP locked, the secondary flows glitch. In TR03x3 Red, 1080p50, PTP locked, the secondary flows glitch.
IFM-4820	Hot Swap of CPU-ETH3 causes a long video disruption (~20seconds). Pulling the CPU-ETH3 out causes a small disruption in video flows through aggregation of less than 1 second. However, on re-insertion, this causes a massive disruption of up to 20 seconds or more.
GVN-484	In TR-04 mode audio stream does not join. When receiving audio stream in TR-04 mode, the receiving GV Node will not be able to join the audio stream

KNOWN BUGS & LIMITATIONS

Ref #	Description
IFM-5018	Occasional offset of PTP timestamp on Audio flows. Minor PTP timestamp offset of 20.834usec can sometimes be seen on some GV Node Audio TX flows.
IFM-4531	Selecting "factory setting" in IFM-2T, does not return all settings to factory default. After factory reset, Video Tx and Rx go to 0.0.0.0, but Audio, MetaData and Lane Config remain unchanged.
IFM-4267	Aggregation port transmit streams may be impaired after full system reboot. Workaround in V1.3.1 is to have an 'Aggregation Reset' button. This is not available in other versions. In V2.2.0, the issue has been very hard to replicate as it very rarely happens. If it does occur, an IFM-2T reboot is necessary.
IFM-3924	Alarms in redundant mode can be misleading to a user. When an alarm is triggered, the alarm numbering scheme does not match the scheme seen in iControl panel. This can cause confusion for some users.
IFM-4834	Audio TX-RX Bulk addressing Output naming convention is not same as TX-RX Stream configuration panels. Audio TX-RX Bulk addressing Output naming convention is not same as TX-RX Stream configuration panels.
IFM-5008	IFM-2T very rarely loses all external communication. Reboot of IFM-2T will resolve the issue.
IFM-4241	Disabling Lanes does not disable multicast flows. Disable Lanes or All Lanes, Rx Streams continue to operate.
IFM-4810	IFM has port 5194 disconnected. All the QSFP lane interfaces have to be given an IP address, to restore port 5194.

Ref #	Description
IFM-4399	<p>IFM-2T boot times are slower than desired.</p> <ul style="list-style-type: none"> - Video (ST2022-6): 3 Minutes - Video +Audio (TR-04): 4 Minutes - Video+Audio+Metadata (ST2110): 7 Minutes
IFM-4369	<p>IGMP mode must be in V2 only.</p> <p>In V1.X there was only 'Auto' mode for IGMP. The addition has been made to be able to select V2 or V3. 'Auto' mode currently does not work. Therefore it cannot be selected when migrating to GV Node V2.2. Customer upgrades require new SD card from factory with GV Node V2.2 preinstalled. Manual upgrades from V1.x to V2.2 should be avoided.</p>
IFM-3538	<p>Output signal flashes after join</p> <p>Signal may flash up to 2 seconds after join.</p>
IFM-4870	<p>Redundancy does not work when modifying a Receive flow IP address.</p> <p>The primary and secondary flows need to be treated as a pair. Hence, when changing one of the flows, its redundant pair must be changed as well.</p> <p>To bring the flows back:</p> <ul style="list-style-type: none"> - Set both RX primary and secondary flows to 0.0.0.0. - Configure both flows to a valid IP address.
IFM-4225	<p>ST-2110 multipath resiliency should correct for jitter on 1 side.</p> <p>When in ST 2022-7, and a single lane in a redundant pair has excessive jitter, and the lane bandwidth usage is close to its limit, the overall path can be affected.</p>
IFM-4833	<p>ST2110 - Video does not pass when CPU-ETH3 is pulled.</p> <p>When CPU-ETH3 is pulled, the clocks to derive the ST2110-20 clocks are lost. The result is a loss of video from RX.</p>
IFM-4994	<p>Subscribing to incorrect mcast type on a receiver will cause the IP core to reboot.</p> <p>For example, entering an ST2110-20 mcast IP on an ST2110-30 RX.</p>
IFM-3840	<p>Unicast address for multicast flows does not work.</p> <p>Unicast sources are not supported by GV Node.</p>

Ref #	Description
IFM-4493	Unlicensed IFM iControl Shows PTP options. Only impact the user interface.
IFM-4507	Video affected when receiving an unsupported audio profile over aggregation. When joining an audio stream with an unsupported profile (anything other than 16Channels @ 125us), the video is affected. When the audio stream is removed, the video recovers. As a result, there is no audio.
IFM-3263	Statistics don't reset when a QSFP is reseated. Statistics in iControl don't reset when a QSFP is reseated.
IFM-5026	Fail over test fails in ASI (2022-7) In ST 2022-7 the ASI failover might not occur or will take too long to be done.
IFM-5030	Video flows take time to stabilize in stream duplication (ISOC to SYNC switch) When stream duplication is in use, and the stream is move in and out of the synchronous windows, it might take longer to lock.
GVN-486	ST 2110-20 SD Video has issues with 3rd party equipment When stream is ST 2110-20 SD Video (525i and 625i) there are some issues when receiving the stream with 3rd party equipment.
IFM-4998	IGMP V2 and IGMP V3 negotiation issue This issue requires that you make sure that the GN Node and the switch need to be set in the same IGMP mode, so both devices should be set in the same operating mode either V2 or V3.
IFM-4980	In iControl, if you delete the IP address in TX Stream Configuration, the Rx Statistic, the Video Lock State are wrong. In iControl Panel, if you delete the IP address in TX Stream Configuration, in the Rx Statistic tab, the Video Lock State is wrong.
GVN-516	Changing reference frame rate causes audio streams to not work when in TR-04 When receiving audio stream in TR-04 mode, the receiving GV Node will not be able to join the audio stream. Reboot the receiving frame as a workaround
IFM-5105	In TR-03 redundant, if you lose Reference on frame, you will lose streams. If you lose the frame reference, you will lose stream; this is by design.

Ref #	Description
IFM-5102	In ST2022-6 x3 Async, in SD-625i, the output of the aggregation is detected as isoc instead of Async. This applies to the status and to the behavior.

UPGRADE PACKAGE: 2.2.7

Firmware version: 2.2.7.616

-Release date: 2018-07-13

iControl compatibility: 7.20 or higher with component upgrades

iControl Solo compatibility: 7.40 or higher

RCP-200 compatibility: N/A

Hardware compatibility: This upgrade package applies to all existing hardware assemblies

ENHANCEMENTS & NEW FEATURES

Ref #	Description
IFM-4145	<p>iControl features</p> <ul style="list-style-type: none"> - Provisioning tab: Now separated into two sub-tabs; Module Inputs - Tx Streams and Module Outputs - Rx Streams - Access to the RX and TX Streams will be dependent on the GVNM 'Stream Format' selection: The settings will be accessible via the AGG FORMAT tab. Under AGG FORMAT, there will be 2 selections: RX streams and TX streams. - PTP status reporting

BUGS FIXED IN THIS RELEASE

Ref #	Description
IFM-4274	<p>1080p59 video output VPID issue.</p> <p>When a 1080p59.94 signal is fed from aggregation to SDI output, VPID is not inserted.</p>
IFM-4492	<p>Changing a Transmit Stream Address causes TX alarm in Tx Stream Configuration of IFM-2T iControl Panel to toggle between red and green.</p> <p>This stops occurring after about 2 minutes.</p>
IFM-4264	<p>Aggregation cannot lock to ref when switch alignment is set to moduleslot.</p> <p>Behavior is by design; aggregation timing is required for video to be passed correctly.</p>
IFM-4156	<p>Audio out of phase when new audio is routed to unused audio channel on an output.</p> <p>Fixed with new FPGA build.</p>

Ref #	Description
IFM-4573	Closed caption loses characters. Closed-Caption lost and shown with bigger spacing. Seen in formats: 1080i 59.94 and 525i.
IFM-4530	Error on Audio Status Report TX 2305-2320-A. Status is red, but audio is functional.
IFM-3447	GV-NODE power cycle: Sometimes IFM-2T does not come back up in iControl. New release of iControl fixes this behavior.
IFM-4529	IFM-2T upgrades via iControl fail sometimes. Old SD card images that were incorrectly upgraded before GVN V1 Alpha 5 had incorrect partition sizes. If this issue is experienced, it can be resolved by reimaging the SD card with a newer image.
IFM-4498	After installing V2.1 LA, Densite panel takes up to 5 minutes to show. New release of iControl fixes this behavior.
IFM-4222	Loading a user profile does not work. Fix in IFM-2T firmware.
IFM-4477	Asynchronous status request registration error. Register for Router Asynchronous Status Changes Request (Command Id: 0x0000 0080) returns error response.
IFM-4574	Via iControl, RX will not join new flow unless 0.0.0.0 is entered first. Fix in IFM-2T firmware.
IFM-4570	PTP settings are easy to have set incorrectly with no status of the issue. Fix in IFM-2T firmware.

KNOWN BUGS & LIMITATIONS

Ref #	Description
GVN-484	<p>In TR-04 mode audio stream does not join.</p> <p>When receiving audio stream in TR-04 mode, the receiving GV Node will not be able to join the audio stream</p>
IFM-5018	<p>Occasional offset of PTP timestamp on Audio flows.</p> <p>Minor PTP timestamp offset of 20.834usec can sometimes be seen on some GV Node Audio TX flows.</p>
IFM-4531	<p>Selecting "factory setting" in IFM-2T, does not return all settings to factory default.</p> <p>After factory reset, Video Tx and Rx go to 0.0.0.0, but Audio, MetaData and Lane Config remain unchanged.</p>
IFM-4267	<p>Aggregation port transmit streams may be impaired after full system reboot.</p> <p>Workaround in V1.3.1 is to have an 'Aggregation Reset' button. This is not available in other versions. In V2.2.0, the issue has been very hard to replicate as it very rarely happens. If it does occur, an IFM-2T reboot is necessary.</p>
IFM-3924	<p>Alarms in redundant mode can be misleading to a user.</p> <p>When an alarm is triggered, the alarm numbering scheme does not match the scheme seen in iControl panel. This can cause confusion for some users.</p>
IFM-4834	<p>Audio TX-RX Bulk addressing Output naming convention is not same as TX-RX Stream configuration panels.</p> <p>Audio TX-RX Bulk addressing Output naming convention is not same as TX-RX Stream configuration panels.</p>
IFM-5008	<p>IFM-2T very rarely loses all external communication.</p> <p>Reboot of IFM-2T will resolve the issue.</p>
IFM-4241	<p>Disabling Lanes does not disable multicast flows.</p> <p>Disable Lanes or All Lanes, Rx Streams continue to operate.</p>

Ref #	Description
IFM-4820	<p>Hot Swap of CPU-ETH3 causes long video disruption (~20seconds).</p> <p>Pulling the CPU-ETH3 out causes a small disruption in video flows through aggregation of less than 1 second. However, on re-insertion, this causes a massive disruption of up to 20 seconds or more.</p>
IFM-4810	<p>IFM has port 5194 disconnected.</p> <p>All the QSFP lane interfaces have to be given an IP address, to restore port 5194.</p>
IFM-4399	<p>IFM-2T boot times are slower than desired.</p> <ul style="list-style-type: none"> - Video (ST2022-6): 3 Minutes - Video +Audio (TR-04): 4 Minutes - Video+Audio+Metadata (ST2110): 7 Minutes
IFM-4369	<p>IGMP mode must be in V2 only.</p> <p>In V1.X there was only 'Auto' mode for IGMP. The addition has been made to be able to select V2 or V3. 'Auto' mode currently does not work. Therefore it cannot be selected when migrating to GV Node V2.2. Customer upgrades require new SD card from factory with GV Node V2.2 preinstalled. Manual upgrades from V1.x to V2.2 should be avoided.</p>
IFM-4831	<p>In TR03x3 Red, 1080p50, PTP locked, the secondary flows glitch.</p> <p>In TR03x3 Red, 1080p50, PTP locked, the secondary flows glitch.</p>
IFM-4944	<p>In ST2110 mode, changing RX format to 720p50 then back to 1080p50 may take time to stabilize.</p> <p>It takes a long time for video to stabilize when changing RX format to 720p50 then back to 1080p50 (ST 2110 x3).</p>
IFM-3538	<p>Output signal flashes after join</p> <p>Signal may flash up to 2 seconds after join.</p>
IFM-4870	<p>Redundancy does not work when modifying a Receive flow IP address.</p> <p>The primary and secondary flows need to be treated as a pair. Hence, when changing one of the flows, its redundant pair must be changed as well. To bring the flows back:</p> <ul style="list-style-type: none"> - Set both RX primary and secondary flows to 0.0.0.0. - Configure both flows to a valid IP address.

Ref #	Description
IFM-4225	ST-2110 multipath resiliency should correct for jitter on 1 side. When in ST 2022-7, and a single lane in a redundant pair has excessive jitter, and the lane bandwidth usage is close to its limit, the overall path can be affected.
IFM-4833	ST2110 - Video does not pass when CPU-ETH3 is pulled. When CPU-ETH3 is pulled, the clocks to derive the ST2110-20 clocks are lost. The result is a loss of video from RX.
IFM-4994	Subscribing to incorrect mcast type on a receiver will cause the IP core to reboot. For example, entering an ST2110-20 mcast IP on an ST2110-30 RX.
IFM-3840	Unicast address for multicast flows does not work. Unicast sources are not supported by GV Node.
IFM-4493	Unlicensed IFM iControl Shows PTP options. Only impact the user interface.
IFM-4507	Video affected when receiving an unsupported audio profile over aggregation. When joining an audio stream with an unsupported profile (anything other than 16Channels @ 125us), the video is affected. When the audio stream is removed, the video recovers. As a result, there is no audio.
IFM-3263	Statistics don't reset when a QSFP is reseated. Statistics in iControl don't reset when a QSFP is reseated.
IFM-5027	Ref loss not reported in dashboard - iControl panel The loss of URS (internal reference) is not reported in dashboard - iControl panel.
IFM-5026	Fail over test fails in ASI (2022-7) In ST 2022-7 the ASI failover might not occur or will take too long to be done.
IFM-5030	Video flows take time to stabilize in stream duplication (ISOC to SYNC switch) When stream duplication is in use, and the stream is move in and out of the synchronous windows, it might take longer to lock.

Ref #	Description
GVN-486	ST 2110-20 SD Video has issues with 3rd party equipment When stream is ST 2110-20 SD Video (525i and 625i) there are some issues when receiving the stream with 3rd party equipment.
IFM-4998	IGMP V2 and IGMP V3 negotiation issue This issue requires that you make sure that the GN Node and the switch need to be set in the same IGMP mode, so both devices should be set in the same operating mode either V2 or V3.
IFM-4980	In iControl, if you delete the IP address in TX Stream Config, the Rx Statistic, the Video Lock State are wrong. In iControl Panel, if you delete the IP address in TX Stream Config, in the Rx Statistic tab, the Video Lock State is wrong.

UPGRADE PACKAGE: 1.2.5

Firmware version: 1.2.5

Release date: 2016-12-23

iControl compatibility: 7.30 or higher and 7.20 with component upgrades

iControl Solo compatibility: 7.30 or higher

RCP-200 compatibility: N/A

Hardware compatibility: This upgrade package applies to all existing hardware assemblies

NOTE: When using iControl 7.20 to upgrade the IFM-2T, two iControl components provided with this release must be installed beforehand. Please follow the instructions found on page 9 of these release notes.

ENHANCEMENTS & NEW FEATURES

Ref #	Description
IFM-2697	<p>SMPTE 2022-7 redundancy is included in this release. This feature is available for all supported Aggregation feed formats [3G, HD, and ASI] and provides seamless redundancy.</p> <p>Application of the redundancy architecture will have the available unique aggregation inputs.</p> <p>144+144 individual feeds migrates to 72+72 redundant feeds, using all QSFPs.</p> <p>Be aware that migrating from non-redundant to redundant may require rewiring the QSFPs for the redundant networks.</p> <p>Requires new IFM-2T-RP1 panel.</p>
IFM-2704	<p>Labeled as HD, addition to enable up to 6 x 1.5GB signals per QSFP lane.</p> <p>This results in 24 x 1.5GB signals per QSFP.</p> <p>The total Aggregation available video ports remains at 144. The 144 x 1.5GB signals can be achieved in 6 QSFPs.</p> <p>If redundancy is activated, it will be 72+72 signals in 6 QSFPs.</p> <p>Requires new IFM-2T-RP1 panel.</p>
GVN-65	<p>ASI is supported on XIO inputs/outputs, as well as aggregation.</p> <p>ASI will pass through GVN, as it entered. There is no stream modification or clean switching between ASI sources in GVN.</p>

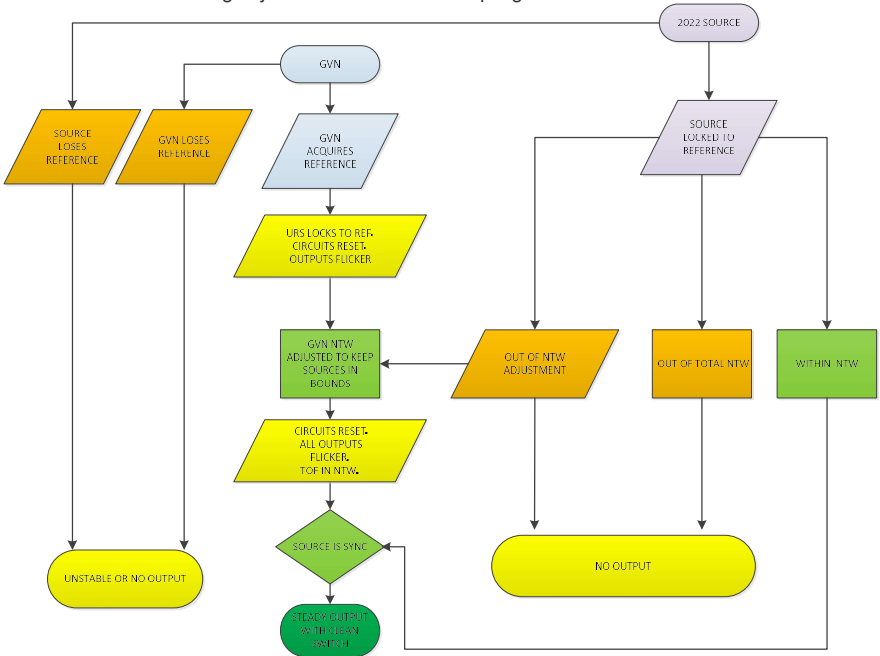
Ref #	Description
IFM-2T-RP1	New Rear Panel for IFM-2T. Model is IFM-2T-RP1. This backplane enables 2022-7 redundancy for all QSFPs and 6HD.

BUGS FIXED IN THIS RELEASE

Ref #	Description
IFM-3089	Cannot set a TX stream unicast address to a different subnet If a TX stream unicast address is not in the same subnet as the lane's address, the stream will not start.
IFM-2866	Timing status icon not always reliable In the Network Timing Configuration panel, the timing status icon might inaccurately report that a stream is synchronous and properly phased for clean switching (green) where in fact it's not. For example a synchronous stream that is outside the clean switching window might on some occasions be reported as "green".
IFM-3106	MADI Channel Offset MADI Channels offset when powering up GVN or enabling then disabling MDX mode

KNOWN BUGS & LIMITATIONS

Ref #	Description
IFM-2894	Cannot receive two streams from the same address within a single lane If two RX streams within a single frame are configured with the same address, all streams will stop working on this lane. WORKAROUND: use the internal router to duplicate the source instead.

Ref #	Description
IFM-3395	<p>Does not support Asynchronous sources</p> <p>GVN V1.2 will not pass any signal whose TOF (Top Of Frame) is outside of NTW (Network Tolerance Window). If it is within NTW, the signal will pass and can be clean switched. If the source is free-running, it may pass at times, but will cause flashes, when the circuit needs to reset to relock.</p> <p>Reference lock and timing adjustment are used to keep signal TOF in NTW.</p> 
	<p><u>GVNode has added 1 packet of delay variance.</u></p> <ul style="list-style-type: none"> Due to the packet usage change from V1.1 to V1.2, it is recommended the Network Tolerance Window be verified.

UPGRADE PACKAGE: 1.1.1

Firmware version: 1.1.0

Release date: 2016-09-16

iControl compatibility: 7.20 or higher

iControl Solo compatibility: 7.20 or higher

RCP-200 compatibility: N/A

Hardware compatibility: This upgrade package applies to all existing hardware assemblies

NOTE: There is a known issue with iControl 7.20 which sometimes prevents upgrades from successfully completing. After an upgrade, the service panel might not be accessible, or an earlier version of the panel might launch.

The workaround is to upgrade **twice**. The Update Manager might report "Nothing to do" (in which case the first upgrade was successful) or it might perform an upgrade of the panel only, which will be completed immediately.

ENHANCEMENTS & NEW FEATURES

Ref #	Description
IFM-719	Support for discreet audio routing.

BUGS FIXED IN THIS RELEASE

Ref #	Description
IFM-2832	Loading a factory preset makes the service panel inaccessible.
IFM-2896	'Reset Port Statistics' button does not reset the error packets count.
IFM-2644	2022-6 network tolerance timing shows a limit of 28 instead of 27 packets.
IFM-2829	Loading factory card parameter clears network settings at the same time.
IFM-2695	NP0016 Partition Response command returns wrong size.
IFM-2297	Noticeable delay when making a route within a GV-Node frame.

Ref #	Description
IFM-2572	Enable ALL lanes does not enable all in Global Configuration pane in iControl
IFM-2490	If a multicast address is being used to stream, disabling lanes does not stop the video using SMPTE-2022-6

KNOWN BUGS & LIMITATIONS

Ref #	Description
IFM-2894	<p>Cannot receive two streams from the same address within a single lane</p> <p>If two RX streams within a single frame are configured with the same address, all streams will stop working on this lane.</p> <p>WORKAROUND: use the internal router to duplicate the source instead.</p>
IFM-3089	<p>Cannot set a TX stream unicast address to a different subnet</p> <p>If a TX stream unicast address is not in the same subnet as the lane's address, the stream will not start.</p>
IFM-2866	<p>Timing status icon not always reliable</p> <p>In the Network Timing Configuration panel, the timing status icon might inaccurately report that a stream is synchronous and properly phased for clean switching (green) where in fact it's not. For example a synchronous stream that is outside the clean switching window might on some occasions be reported as "green".</p> <p>WORKAROUND: make sure the incoming stream is timed properly.</p>

UPGRADE PACKAGE: 1.0.2

Firmware version: 1.0.2

Release date: 2016-08-01

iControl compatibility: 7.20 or higher

iControl Solo compatibility: 7.20 or higher

RCP-200 compatibility: N/A

Hardware compatibility: This upgrade package applies to all existing hardware assemblies

ENHANCEMENTS & NEW FEATURES

Ref #	Description
	None

BUGS FIXED IN THIS RELEASE

Ref #	Description
IFM-2834	GV Node outputs flash.
IFM-2863	IFM 1.0.2.4 aggregation ports not clean-switching.

KNOWN BUGS & LIMITATIONS

Ref #	Description
DENX-2448	Reference (URS) alarms are not displayed correctly. WORKAROUND: <ul style="list-style-type: none"> None
DENX-2607	iControl is NOT updating global aggregation timing settings to slider position. WORKAROUND: <ul style="list-style-type: none"> None

Ref #	Description
DENX-2572	iControl IFM->Global Configuration->Enable ALL Lanes does NOT enable All. WORKAROUND: <ul style="list-style-type: none">• None
DENX-2490	IFM: SMPT-2022-6, If multicast address is being used to stream, disabling lanes does NOT stop video. WORKAROUND: <ul style="list-style-type: none">• None
DENX-2337	Hot swapping the IFM Aggregation rear causes glitches on output video. WORKAROUND: <ul style="list-style-type: none">• None

UPGRADE PACKAGE: 1.0.1

Firmware version: 1.0.1

Release date: 2016-06-30

iControl compatibility: 7.20 or higher

iControl Solo compatibility: 7.20 or higher

RCP-200 compatibility: N/A

Hardware compatibility: This upgrade package applies to all existing hardware assemblies

IMPORTANT – If you are running pre-release Alpha software, do not upgrade to v1.0.1 firmware, as there could be problems.

ENHANCEMENTS & NEW FEATURES

Ref #	Description
	None

BUGS FIXED IN THIS RELEASE

Ref #	Description
PHOENIX-339	Fixed an issue with intermittent video problems when format is changed
IFM-2576 IFM-2757	Fixed an issue with startup where the device did not always come up properly.
IFM-2405	Fixed an issue where errors were being reported to the logs incorrectly.
IFM-2604	Fixed an issue where the IFM firmware upgrades would report error even though they were successful.

KNOWN BUGS & LIMITATIONS

Ref #	Description
DENX-2448	Reference (URS) alarms are not displayed correctly. WORKAROUND: <ul style="list-style-type: none"> None
DENX-2607	iControl is NOT updating global aggregation timing settings to slider position. WORKAROUND: <ul style="list-style-type: none"> None
DENX-2572	iControl IFM->Global Configuration->Enable ALL Lanes does NOT enable All. WORKAROUND: <ul style="list-style-type: none"> None
DENX-2490	IFM: SMPT-2022-6, If multicast address is being used to stream, disabling lanes does NOT stop video. WORKAROUND: <ul style="list-style-type: none"> None
DENX-2337	Hot swapping the IFM Aggregation rear causes glitches on output video. WORKAROUND: <ul style="list-style-type: none"> None

UPGRADE PACKAGE: 1.0.0

Firmware version: 1.0.0

Release date: 2016-06-01

iControl compatibility: 7.20 or higher

iControl Solo compatibility: 7.20 or higher

RCP-200 compatibility: N/A

Hardware compatibility: This upgrade package applies to all existing hardware assemblies.

ENHANCEMENTS & NEW FEATURES

Ref #	Description
	This is the first public release of this product (1.0.0-RC-2).

KNOWN BUGS & LIMITATIONS

Ref #	Description
DENX-2604	<p>iControl reports DUM Upgrade reports “failed”, but the upgrade has actually completed successfully.</p> <p>WORKAROUND:</p> <ul style="list-style-type: none"> After the IFM reboots, login via telnet and verify that the correct version has been loaded. (Build 83, May 25, 2016).
DENX-2448	<p>Reference (URS) alarms are not displayed correctly.</p> <p>WORKAROUND:</p> <ul style="list-style-type: none"> None
DENX-2405	<p>After takes on the Aggregation ports, the system log falsely reports gvAsi errors.</p> <p>WORKAROUND:</p> <ul style="list-style-type: none"> Ignore the /var/log/starcross/starcross.log gvAsi error messages.
DENX-2607	<p>iControl is NOT updating global aggregation timing settings to slider position.</p> <p>WORKAROUND:</p> <ul style="list-style-type: none"> None

Ref #	Description
DENX-2572	iControl IFM->Global Configuration->Enable ALL Lanes does NOT enable All. WORKAROUND: <ul style="list-style-type: none">• None
DENX-2490	IFM: SMPT-2022-6, If multicast address is being used to stream, disabling lanes does NOT stop video. WORKAROUND: <ul style="list-style-type: none">• None
DENX-2337	Hot swapping the IFM Aggregation rear causes glitches on output video. WORKAROUND: <ul style="list-style-type: none">• None

XIO-4901

Release History

Upgrade Package	Comprising:		Release Date	User Manual for this release (Grass Valley document #)
	Firmware Version	Software Version		
2.2.5 Bundle 2	3.1.1 Build 97	3.1.1	2019-08-27	6103-98M00-300
3.0.0 Bundle 2	3.0.0 Build 96	3.0.0	2019-03-05	6103-98M00-300
2.2.5 Bundle 2	2.3.0 Build 62	2.3.0	2018-09-10	6103-98M00-220
2.2.5 Bundle 2	2.2.5 Build 57	2.2.5	2018-07-13	6103-98M00-220
1.2.5	1.2.4.34	1.2.4	2016-12-16	6103-98M00-125
1.1.1	1.1.1.326	1.1.1	2016-09-14	6103-98M00-110
1.1.0	1.1.0.324	1.1.0	2016-09-13	6103-98M00-110
1.0.1	1.0.3.262	1.0.1	2016-07-08	6103-98M00-100
1.0.0	1.0.2.236	1.0.0	2016-05-30	6103-98M00-100

NOTES: The iControl compatibilities shown below are officially supported by Grass Valley. Earlier versions may also work, with bugs or limited features.

The Reference number (Ref#) given for each feature or bug in these Release Notes refers to internal Grass Valley documentation.

UPGRADE PACKAGE: 3.1.1 Bundle 1

Firmware version: [3.1.1 Bundle 1](#)

Release date: [2019-08-26](#)

iControl compatibility: [7.30 or higher and 7.20 with component upgrades](#)

iControl Solo compatibility: [7.30 or higher](#)

IFM-2T compatibility: [3.1.1](#)

RCP-200 compatibility:

Hardware compatibility: [This upgrade package applies to all existing hardware assemblies.](#)

NOTE: When using iControl 7.20 to upgrade the XIO-4911, two iControl components provided with this release must be installed beforehand. Please follow the instructions found on page 9 of these release notes.

ENHANCEMENTS & NEW FEATURES

Ref #	Description
	None

BUGS FIXED IN THIS RELEASE

Ref #	Description
XIO-840	Instability Output and Input This issue was introduced in version 3.0, some SDI output on few XIO card were not functional at power-up

KNOWN BUGS & LIMITATIONS

Ref #	Description
XIO-806	Enabling test tone (TPG) in MDX mode and change select mode to SDI create an issue

Ref #	Description
	If the board is in MDX mode, but the input changes from MDX to SDI mode the test tone remain active. If you want the tone to disappear, you must re-select and deselect each input for with the test tone was selected prior to the mode change, and now t the tone disappear!
XIO-818	When in the Auto-Detect mode and no input is connected, the card does not generated an error slate Nothing to do
XIO-804	ASI output status' led toggles. This issue applies only to the status reported in iControl

UPGRADE PACKAGE: 3.0.0 Bundle 2

Firmware version: 3.0.0 Bundle 2

Release date: 2019-03-06

iControl compatibility: 7.30 or higher and 7.20 with component upgrades

iControl Solo compatibility: 7.30 or higher

IFM-2T compatibility: 3.0.0

RCP-200 compatibility:

Hardware compatibility: This upgrade package applies to all existing hardware assemblies.

NOTE: When using iControl 7.20 to upgrade the XIO-4911, two iControl components provided with this release must be installed beforehand. Please follow the instructions found on page 9 of these release notes.

ENHANCEMENTS & NEW FEATURES

Ref #	Description
	None

BUGS FIXED IN THIS RELEASE

Ref #	Description
XIO-785	SSH connection does not work after power cycling CPU-ETH3 After power cycling GV Node, the communication between XIO-4901 and iControl might not be restored.
XIO-786	Ghost audio is heard on inputs without a feed when booting up XIO. Ghost audio is heard on inputs without a feed when booting up XIO, when one or more inputs are in 525i or 625i

KNOWN BUGS & LIMITATIONS

Ref #	Description
XIO-806	Enabling test tone (TPG) in MDX mode and change select mode to SDI create an issue If the board is in MDX mode, but the input changes from MDX to SDI mode the test tone remain active. If you want the tone to disappear, you must re-select and deselect each input for with the test tone was selected prior to the mode change, and now t the tone disappear!
XIO-818	When in the Auto-Detect mode and no input is connected, the card does not generated an error slate Nothing to do
XIO-804	ASI output status' led toggles. This issue applies only to the status reported in iControl

UPGRADE PACKAGE: 2.3.0 Bundle 2

Firmware version: 2.3.0 Bundle 2

Release date: 2018-09-10

iControl compatibility: 7.30 or higher and 7.20 with component upgrades

iControl Solo compatibility: 7.30 or higher

IFM-2T compatibility: 1.2.x

RCP-200 compatibility:

Hardware compatibility: This upgrade package applies to all existing hardware assemblies.

NOTE: When using iControl 7.20 to upgrade the XIO-4911, two iControl components provided with this release must be installed beforehand. Please follow the instructions found on page 9 of these release notes.

ENHANCEMENTS & NEW FEATURES

Ref #	Description
	None

BUGS FIXED IN THIS RELEASE

Ref #	Description
	None

KNOWN BUGS & LIMITATIONS

Ref #	Description
XIO-804	ASI output status' led toggles. This issue applies only to the status reported in iControl

Ref #	Description
XIO-785	SSH connection does not work after power cycling CPU-ETH3 After power cycling GV Node, the communication between XIO-4901 and iControl might not be restored.
XIO-786	Ghost audio is heard on inputs without a feed when booting up XIO. Ghost audio is heard on inputs without a feed when booting up XIO, when one or more inputs are in 525i or 625i

UPGRADE PACKAGE: 2.2.5 Bundle 2

Firmware version: 2.2.5 Bundle 2

Release date: 2018-07-13

iControl compatibility: 7.30 or higher and 7.20 with component upgrades

iControl Solo compatibility: 7.30 or higher

IFM-2T compatibility: 1.2.x

RCP-200 compatibility:

Hardware compatibility: This upgrade package applies to all existing hardware assemblies.

NOTE: When using iControl 7.20 to upgrade the XIO-4911, two iControl components provided with this release must be installed beforehand. Please follow the instructions found on page 9 of these release notes.

ENHANCEMENTS & NEW FEATURES

Ref #	Description
	None

BUGS FIXED IN THIS RELEASE

Ref #	Description
XIO-785	SSH connection does not work after power cycling CPU-ETH3 After power cycling GV Node the communication between XIO-4901 and iControl might not be restore.
XIO-786	Ghost audio is heard on the input without feed when bootup XIO Ghost audio is heard on the input without feed when bootup XIO, when some input are in 525i or 625i.

KNOWN BUGS & LIMITATIONS

Ref #	Description
	None



GV Node Release Notes

UPGRADE PACKAGE: 1.2.5

Firmware version: 1.2.4.34

Release date: 2016-12-16

iControl compatibility: 7.30 or higher and 7.20 with component upgrades

iControl Solo compatibility: 7.30 or higher

IFM-2T compatibility: 1.2.x

RCP-200 compatibility:

Hardware compatibility: This upgrade package applies to all existing hardware assemblies.

NOTE: When using iControl 7.20 to upgrade the XIO-4911, two iControl components provided with this release must be installed beforehand. Please follow the instructions found on page 9 of these release notes.

ENHANCEMENTS & NEW FEATURES

Ref #	Description
GVN-65	Support for ASI transport streams.

BUGS FIXED IN THIS RELEASE

Ref #	Description
XIO-600	Audio De-embedder stops working when switching mode from MADI audio to embedded audio When changing the audio mode to "MDX" using Node Manager, audio might be lost on some inputs.
XIO-642	Total delay value displayed in iControl "Output config" tab is inaccurate Output timing values shown in iControl "Output config" tabs is now accurate.

KNOWN BUGS & LIMITATIONS

Ref #	Description
GVNM-4	<p>SDI selection should not be available when rear is missing</p> <p>In the "GV Node manager", the SDI selection should not be available when the rear panel is missing. Having the selection available is misleading for the user.</p>
XIO-597	<p>XIO card reports a 60 Hz signal as 59.94Hz with input status "green/OK"</p> <p>Although 60 Hz signal frame rates are not supported by the XIO, a 60 Hz signal on the input or output will be reported by the XIO service panel as 59.94 and the status will be green/OK, but the output will be unstable.</p>
XIO-624	<p>Card upgrade may fail if asynchronous input mode is not properly set</p> <p>Not properly setting the asynchronous input mode checkbox for asynchronous inputs may result in a card upgrade failure when too many inputs are in this incorrect state.</p> <p>WORKAROUND: set the asynchronous input mode checkbox for all relevant signals and retry the upgrade.</p>
IFM-3106	<p>Enabling and then disabling the MDX mode will shift the MADI channels by one slot</p> <p>Toggling (enabling then disabling) the MDX mode on a card with an output configured for MADI will make the audio shift by one channel slot in the stream.</p> <p>WORKAROUND: reboot the frame or reseal both the IFM-2T and the affected XIO card.</p>
XIO-627 XIO-632	<p>Enabling test tone on MADI input adds a test tone on undesired audio channels</p> <p>Enabling test tone on MADI input will add test tone on other audio channels outside the selected MADI audio channels. Sometimes, some audio channels never recover and no audio is sent to the router.</p> <p>WORKAROUND: reboot or reseal the XIO card.</p>
XIO-572	<p>XIO GUI does not report when a feed is outside the input spec (clean switch window)</p> <p>When a feed is outside of input spec for clean switching, the UI does not show it. When a user has indicated an input to the XIO is synchronous (asynchronous box is not checked) and the feed is asynchronous the GUI provides no warning to the user. Inputs that are more than our +1/2 line delay are considered by the HW to be asynchronous and won't clean switch.</p>

UPGRADE PACKAGE: 1.1.1

Firmware version: 1.1.1.326

Release date: 2016-09-14

iControl compatibility: 7.20 or higher

iControl Solo compatibility: 7.20 or higher

IFM-2T compatibility : 1.1.x

RCP-200 compatibility:

Hardware compatibility: This upgrade package applies to all existing hardware assemblies.

NOTE: There is a known issue with iControl 7.20 which sometimes prevents upgrades from successfully completing. After an upgrade, the service panel might not be accessible, or an earlier version of the panel might launch.

The workaround is to upgrade **twice**. The Update Manager might report "Nothing to do" (in which case the first upgrade was successful) or it might perform an upgrade of the panel only, which will be completed immediately.

ENHANCEMENTS & NEW FEATURES

Ref #	Description
	None

BUGS FIXED IN THIS RELEASE

Ref #	Description
XIO-619	BCH Errors reported with MDX option enabled with HD signal Pops and clicks can be heard when MDX option is enabled on output HD video signal.

KNOWN BUGS & LIMITATIONS

Ref #	Description
GVNM-4	SDI selection should not be available when rear is missing In the "GV Node manager", the SDI selection should not be available when the rear panel is missing. Having the selection available is misleading for the user.
XIO-600	Audio De-embedder stops working when switching mode from MADI audio to embedded audio When changing the audio mode to "MDX" using Node Manager, audio might be lost on some inputs. WORKAROUND: reboot or reseal the card.
XIO-597	XIO card reports a 60 Hz signal as 59.94Hz with input status "green/OK" Although 60 Hz signal frame rates are not supported by the XIO, a 60 Hz signal on the input or output will be reported by the XIO service panel as 59.94 and the status will be green/OK, but the output will be unstable.
XIO-624	Card upgrade may fail if asynchronous input mode is not properly set Not properly setting the asynchronous input mode checkbox for asynchronous inputs may result in a card upgrade failure when too many inputs are in this incorrect state. WORKAROUND: set the asynchronous input mode checkbox for all relevant signals and retry the upgrade.
IFM-3106	Enabling and then disabling the MDX mode will shift the MADI channels by one slot Toggling (enabling then disabling) the MDX mode on a card with an output configured for MADI will make the audio shift by one channel slot in the stream. WORKAROUND: reboot the frame or reseal both the IFM-2T and the affected XIO card.

UPGRADE PACKAGE: 1.1.0

Firmware version: [1.1.0.324](#)

Release date: [2016-09-13](#)

iControl compatibility: [7.20 or higher](#)

iControl Solo compatibility: [7.20 or higher](#)

IFM-2T compatibility : [1.1.x](#)

RCP-200 compatibility:

Hardware compatibility: [This upgrade package applies to all existing hardware assemblies.](#)

ENHANCEMENTS & NEW FEATURES

Ref #	Description
XIO-14	Support for MADI I/Os and embedded audio extraction/embedding

BUGS FIXED IN THIS RELEASE

Ref #	Description
XIO-517	Horizontal timing range does not change according to video format Horizontal timing range in the iControl GUI should vary according to video format.
XIO-259	Deglitcher phase not working The "Timing to Reference" value reported in the GUI does not change when the actual timings are changed.
XIO-515	Reference status is green (ok) when REF is missing When the reference input is missing, the status in the GUI reports OK (green). But the status in the local menu shows the proper status.
XIO-504	The timing configuration of the "SDI output 9" has an invalid range For the timing adjustment of output 9, the "Vertical (lines)" parameter has a maximum value of 100 but it should be 10.
XIO-225	Input timing alignment to reference is off by - 1.3usec

Ref #	Description
XIO-482	<p>Factory - Card Parameters, Card Alarms no longer working</p> <p>Factory defaults – Resetting to factory defaults through iControl does not work.</p> <p>WORKAROUND: Use the local LCD menu of the frame to do a reset to factory defaults.</p>
XIO-443	<p>On rare occasions, firmware updates fail because of an internal LAN failure</p> <p>On rare occasions, the board powers-up with its internal network interface down. Because of this, firmware updates will fail. The alarm manager will report the error by turning the LED of the card to red.</p>

KNOWN BUGS & LIMITATIONS

Ref #	Description
GVNM-4	<p>SDI selection should not be available when rear is missing</p> <p>In the "GV Node manager", the SDI selection should not be available when the rear panel is missing. Having the selection available is misleading for the user.</p>
XIO-600	<p>Audio De-embedder stops working when switching mode from MADI audio to embedded audio</p> <p>When changing the audio mode to "MDX" using Node Manager, audio might be lost on some inputs.</p> <p>WORKAROUND: reboot or reseal the card.</p>
XIO-597	<p>XIO card reports a 60 Hz signal as 59.94Hz with input status "green/OK"</p> <p>Although 60 Hz signal frame rates are not supported by the XIO, a 60 Hz signal on the input or output will be reported by the XIO service panel as 59.94 and the status will be green/OK, but the output will be unstable.</p>

UPGRADE PACKAGE: 1.0.1

Firmware version: 1.0.3.262

Release date: 2016-07-08

iControl compatibility: 7.20 or higher

iControl Solo compatibility: 7.20 or higher

RCP-200 compatibility:

Hardware compatibility: This upgrade package applies to all existing hardware assemblies.

ENHANCEMENTS & NEW FEATURES

Ref #	Description
	None

BUGS FIXED IN THIS RELEASE

Ref #	Description
XIO-326	Output status not updated and low responsiveness of the card When all inputs are changed simultaneously, the output status of the card might not be properly updated. Also, the card may have a sluggish responsiveness.
XIO-298	On occasions, the card fails to boot Frequency of occurrence varies with hardware. WORKAROUND: Reseat the card.
PHOENIX-373	After a power cycle one or more of the XIO outputs status may not be accurate in iControl
XIO-318	It takes a long time for XIO outputs to be stable after boot-up The video signal may disappear for a brief moment a few times during the 3 minutes that follow a power-up.

Ref #	Description
XIO-324	<p>Sometimes the error state (for example, colorbar) appears on a valid SD-525 signal</p> <p>The flywheel is activated on valid 525 video format. Other formats are detected with no problem (720p60/50, 1080i50/60, 1080p60/50). Flywheel was deactivated on 525 by itself after swapping a few times between other formats.</p>

KNOWN BUGS & LIMITATIONS

Ref #	Description
DSERV-1865	<p>Horizontal timing range does not change according to video format</p> <p>Horizontal timing range in the iControl GUI should vary according to video format.</p>
XIO-259	<p>Deglitcher phase not working</p> <p>The "Timing to Reference" value reported in the GUI does not change when the actual timings are changed.</p>
DSERV-1856	<p>Reference status is green (ok) when REF is missing</p> <p>When the reference input is missing, the status in the GUI reports OK (green). But the status in the local menu shows the proper status.</p>
DSERV-1859	<p>The timing configuration of the "SDI output 9" has an invalid range</p> <p>For the timing adjustment of output 9, the "Vertical (lines)" parameter has a maximum value of 100 but it should be 10.</p>
ICONTROL-19416	<p>SDI selection should not be available when rear is missing</p> <p>In the "GV Node manager", the SDI selection should not be available when the rear panel is missing. Having the selection available is misleading for the user.</p>
DSERV-1864	<p>Factory - Card Parameters, Card Alarms no longer working</p> <p>Factory defaults – Resetting to factory defaults through iControl does not work.</p> <p>WORKAROUND: Use the local LCD menu of the frame to do a reset to factory defaults.</p>
XIO-225	<p>Input timing alignment to reference is off by - 1.3usec</p>

Ref #	Description
PHOENIX-404	On rare occasions, firmware updates fail because of an internal LAN failure On rare occasions, the board powers-up with its internal network interface down. Because of this, firmware updates will fail. The alarm manager will report the error by turning the LED of the card to red.

UPGRADE PACKAGE: 1.0.0

Firmware version: [1.0.1.236](#)

Release date: [2016-05-30](#)

iControl compatibility: [7.20 or higher](#)

iControl Solo compatibility: [7.20 or higher](#)

RCP-200 compatibility:

Hardware compatibility: [This upgrade package applies to all existing hardware assemblies.](#)

ENHANCEMENTS & NEW FEATURES

Ref #	Description
	None

BUGS FIXED IN THIS RELEASE

Ref #	Description
	None

KNOWN BUGS & LIMITATIONS

Ref #	Description
DSERV-1865	Horizontal timing range does not change according to video format Horizontal timing range in the iControl GUI should vary according to video format.
XIO-259	Deglitcher phase not working The "Timing to Reference" value reported in the GUI does not change when the actual timings are changed.
DSERV-1856	Reference status is green (ok) when REF is missing When the reference input is missing, the status in the GUI reports OK (green). But the status in the local menu shows the proper status.

Ref #	Description
DSERV-1859	<p>The timing configuration of the “SDI output 9” has an invalid range</p> <p>For the timing adjustment of output 9, the “Vertical (lines)” parameter has a maximum value of 100 but it should be 10.</p>
ICONTROL-19416	<p>SDI selection should not be available when rear is missing</p> <p>In the “GV Node manager”, the SDI selection should not be available when the rear panel is missing. Having the selection available is misleading for the user.</p>
DSERV-1864	<p>Factory - Card Parameters, Card Alarms no longer working</p> <p>Factory defaults – Resetting to factory defaults through iControl does not work.</p> <p>WORKAROUND: Use the local LCD menu of the frame to do a reset to factory defaults.</p>
PHOENIX-373	<p>After a power cycle one or more of the XIO outputs status may not be accurate in iControl</p>
XIO-263	<p>On boot-up, there is a long delay before the video appears at the output (~2 minutes)</p>
XIO-298	<p>On occasions, the card fails to boot</p> <p>Frequency of occurrence varies with hardware.</p> <p>WORKAROUND: Reseat the card.</p>
XIO-225	<p>Input timing alignment to reference is off by - 1.3usec</p>