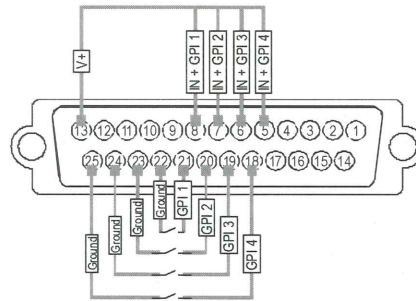


*EVS*

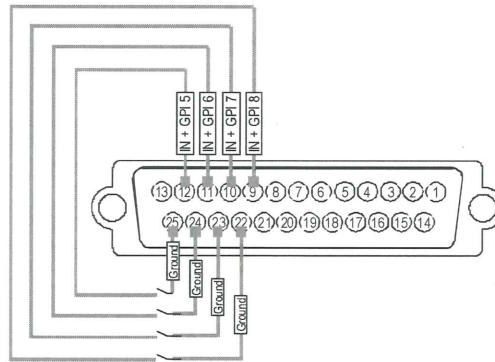
## GPI IN CONNECTIONS

On XT servers, GPI triggers are available from Multicam version 5.03.25 or higher. Refer to the User's Manual of the Multicam or Air Box for GPI allocation.

### RELAY → OPTO INPUTS ON THE XT SERVER (GPI INPUTS 1, 2, 3, 4)

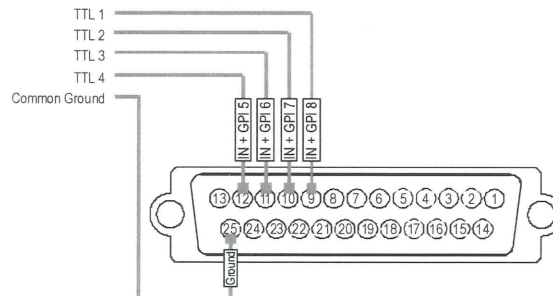


### RELAY → TTL INPUTS ON THE XT SERVER (GPI INPUTS 5, 6, 7, 8)



The relay must be connected between the ground and the corresponding TTL input on the DB25.

### TTL → TTL INPUTS ON THE XT SERVER (GPI INPUTS 5, 6, 7, 8)



Each TTL input on the DB25 is directly connected to the pin of the TTL connector on the device triggering the GPI. The ground must be common between the DB25 connector of the XT and the external device.